

- GUIDE LINEARI -

- Precision Linear Guideway -

- DRAI MILANO SRL -

CSK

Linear motion technology

Via Curiel, 16

20026 Novate Milanese (MI)

Tel.: 02/87066850

Fax.: 02/87066869

Email: draimilano@libero.it

Sito: www.draimilano.it



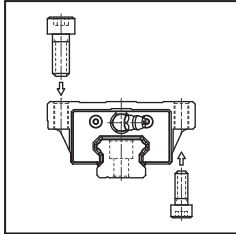
4. Carriage Type - Tipo di pattino

Contour - Versione

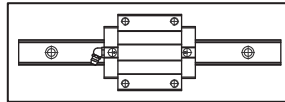
Length - Lunghezza

Spec. code - Codice

Flange type -
Versione flangiata

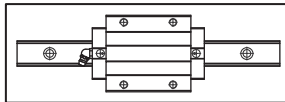


Heavy load -
Carico Pesante



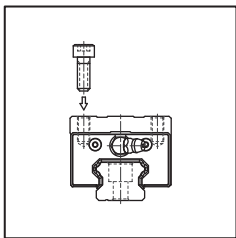
LMG ... C

Ultra heavy load - *Carico ultra pesante*

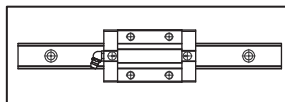


LMG ... LC

Square high type -
Versione quadrata alto tipo

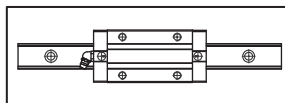


Heavy load -
Carico Pesante



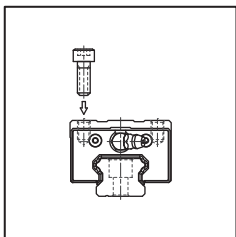
LMG ... H

Ultra heavy load - *Carico ultra pesante*

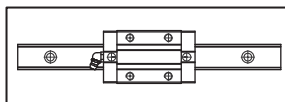


LMG ... LH

Square medium type -
Versione quadrata tipo medio

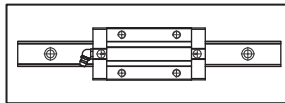


Heavy load -
Carico Pesante



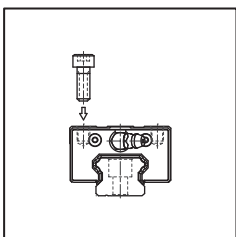
LMG ... V

Ultra heavy load - *Carico ultra pesante*

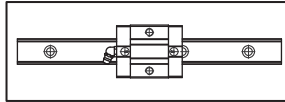


LMG ... LV

Square compact type -
Versione quadrata tipo compatta

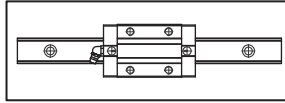


Medium load - *Carico medio*



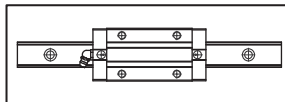
LMG ... ST

Heavy load - *Carico pesante*



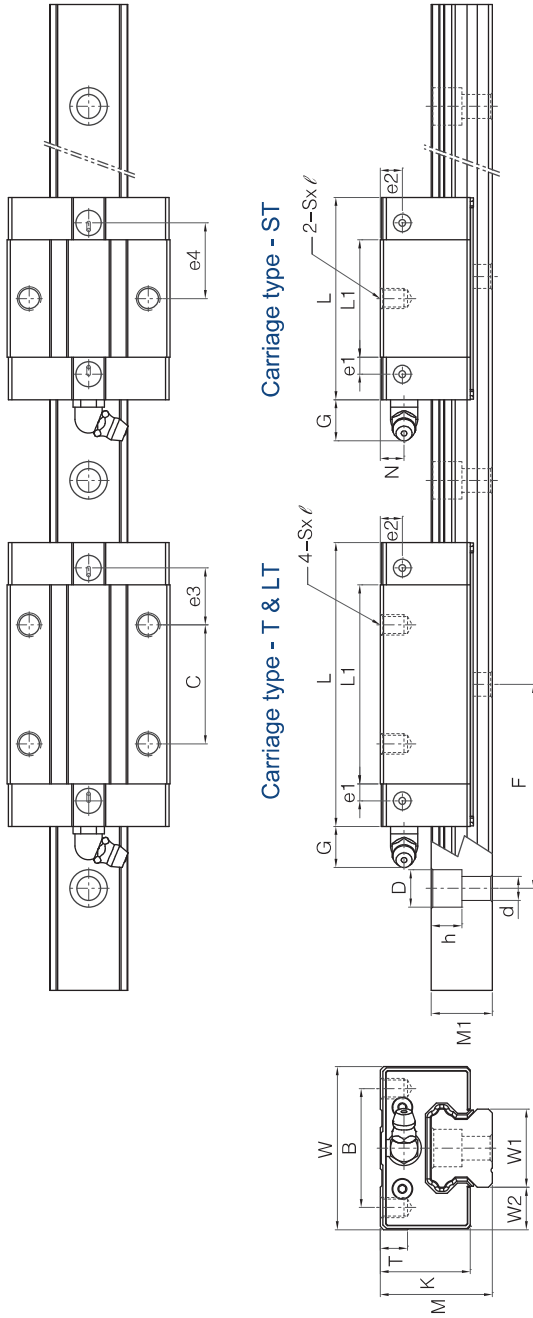
LMG ... T

Ultra heavy load - *Carico ultra pesante*



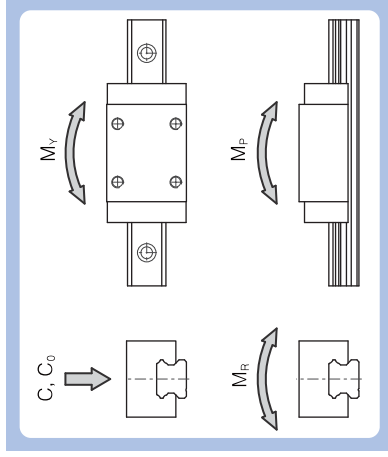
LMG ... LT

14. Dimensions of LMG...ST / T / LT - Dimensioni



Carriage type - ST

Carriage type - T & LT



Unit : mm

Model No.	External dimension		Carriage dimension										Rail dimension			Basic load rating		Static moment rating				Weight								
	Height M	Width W	L	C	Sx/l	L1	T	K	N	e1	e2	e3	e4	G	Grease nipple	Width W1	W2	M1	Pitch F	Dxhxd	Dynamic C KN	Static C0 KN	Mp (KN-m) Single Carriage	Mp (KN-m) Double Carriages	My (KN-m) Single Carriage	My (KN-m) Double Carriages	Mk KN-m	Carriage Kg	Rail Kg/m	
LMG15 ST	24	34	40.7	26	-	M4x5	22	6	19.5	5	3.3	4	-	14.8	7	M4x0.7	15	9.5	13	60	7.5x5.3x4.5	7.3	9.4	0.03	0.27	0.03	0.27	0.07	0.09	1.29
LMG15 T	24	34	58.2	26	26	M4x5	39.5	6	19.5	5	3.3	4	10.6	-	7	M4x0.7	15	9.5	13	60	7.5x5.3x4.5	11.8	18.9	0.13	0.76	0.13	0.76	0.15	0.15	1.29
LMG20 ST	28	42	47	32	-	M5x6	24.5	6	23	6.5	4.5	5	-	16.8	12	M6x0.75	20	11	15	60	9.5x8.5x6	11.7	14.8	0.07	0.52	0.07	0.52	0.15	0.15	1.92
LMG20 T	28	42	75	32	32	M5x6	52.5	6	23	6.5	4.5	5	14.8	-	12	M6x0.75	20	11	15	60	9.5x8.5x6	20	32	0.30	1.68	0.30	1.68	0.33	0.28	1.92
LMG25 ST	33	48	59.5	35	-	M6x7	34.5	8	26.5	7	5	6.5	-	22.3	12	M6x0.75	23	12.5	18	60	11x9x7	19.2	24.8	0.16	1.07	0.16	1.07	0.30	0.26	2.67
LMG25 T	33	48	83.6	35	35	M6x7	58.6	8	26.5	7	5	6.5	16.8	-	12	M6x0.75	23	12.5	18	60	11x9x7	27.9	42.5	0.44	2.47	0.44	2.47	0.51	0.41	2.67
LMG30 T	42	60	98	40	40	M8x10	69.8	8	33.5	8	5	8	20	-	12	M6x0.75	28	16	23	80	14x12x9	38.8	57.8	0.70	3.88	0.70	3.88	0.83	0.79	4.48
LMG30 LT	42	60	120.2	40	60	M8x10	92	8	33.5	8	5	8	21.1	-	12	M6x0.75	28	16	23	80	14x12x9	47.5	77.1	1.21	6.28	1.21	6.28	1.11	1.02	4.48
LMG35 T	48	70	111.2	50	50	M8x12	80.2	11	38.5	8	7.5	8	21.6	-	12	M6x0.75	34	18	26	80	14x12x9	51.7	75.5	1.04	5.72	1.04	5.72	1.31	1.17	6.24
LMG35 LT	48	70	136.6	50	72	M8x12	105.6	11	38.5	8	7.5	8	23.3	-	12	M6x0.75	34	18	26	80	14x12x9	63.2	100.7	1.81	9.29	1.81	9.29	1.75	1.51	6.24
LMG45 T	60	86	137.8	60	60	M10x16	102.2	16	49	10	8.5	10	27.6	-	13.5	PT 1/8	45	20.5	32	105	20x17x14	83.2	118.0	2.03	10.89	2.03	10.89	2.71	2.23	10.25
LMG45 LT	60	86	169.5	60	80	M10x16	133.9	16	49	10	8.5	10	33.5	-	13.5	PT 1/8	45	20.5	32	105	20x17x14	101.7	157.3	3.54	17.76	3.54	17.76	3.62	2.89	10.25

Note : "Double carriages" in static moment rating means two carriages are closely contacting with each other.

drai milano srl



Via Curiel, 16

20026 Novate Milanese (MI)

Tel: 02/87066850

Fax.: 02/87066869

Email: draimilano@libero.it