

**- GUIDE LINEARI -**

*- Precision Linear Guideway -*

**- DRAI MILANO SRL -**

**CSK**

Linear motion technology

**Via Curiel, 16**

**20026 Novate Milanese (MI)**

**Tel.: 02/87066850**

**Fax.: 02/87066869**

**Email: [draimilano@libero.it](mailto:draimilano@libero.it)**

**Sito: [www.draimilano.it](http://www.draimilano.it)**



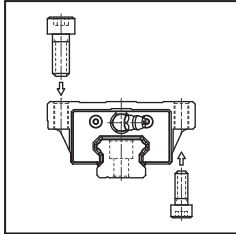
### 4. Carriage Type - Tipo di pattino

#### Contour - Versione

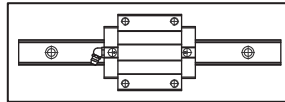
#### Length - Lunghezza

#### Spec. code - Codice

Flange type -  
*Versione flangiata*

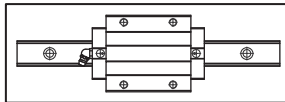


Heavy load -  
*Carico Pesante*



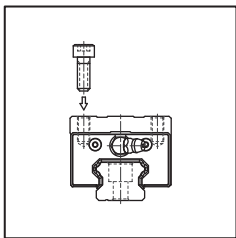
LMG ... C

Ultra heavy load - *Carico ultra pesante*

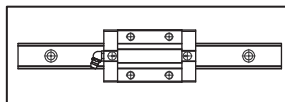


LMG ... LC

Square high type -  
*Versione quadrata  
alto tipo*

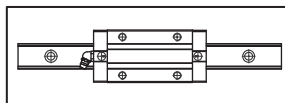


Heavy load -  
*Carico Pesante*



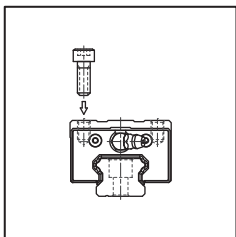
LMG ... H

Ultra heavy load - *Carico ultra pesante*

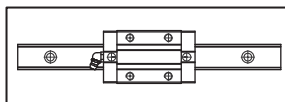


LMG ... LH

Square medium type -  
*Versione quadrata  
tipo medio*

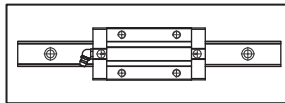


Heavy load -  
*Carico Pesante*



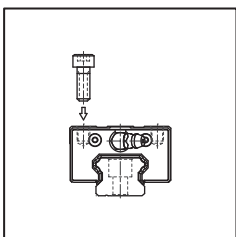
LMG ... V

Ultra heavy load - *Carico ultra pesante*

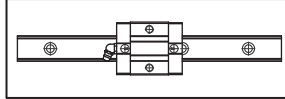


LMG ... LV

Square compact type -  
*Versione quadrata  
tipo compatta*

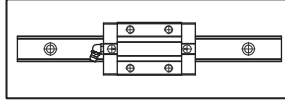


Medium load - *Carico medio*



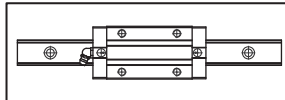
LMG ... ST

Heavy load - *Carico pesante*



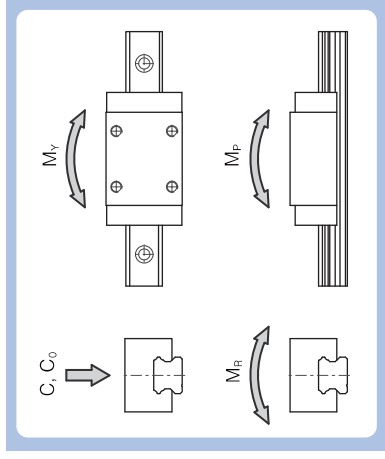
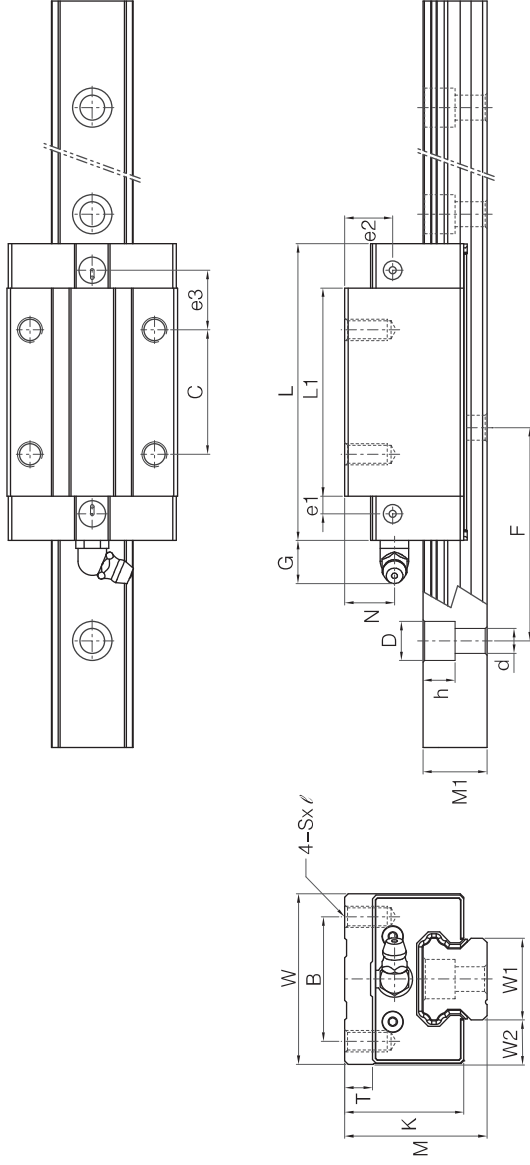
LMG ... T

Ultra heavy load - *Carico ultra pesante*



LMG ... LT

## 12. Dimensions of LMG...H / LH - Dimensioni



Model No.	External dimension		Carriage dimension													Rail dimension				Basic load rating			Static moment rating				Weight		
	Height M	Width W	Length L	B	C	Sx/l	L1	T	K	N	e1	e2	e3	G	Grease nipple	Width W1	Width W2	Height M1	Pitch F	Dxhxd	Dynamic C KN	Static C0 KN	Mp (KN-m) Single Carriage	Mp (KN-m) Double Carriages	My (KN-m) Single Carriage	My (KN-m) Double Carriages	Mr (KN-m)	Carriage Kg	Rail Kg/m
LMG15 H	28	34	58.2	26	26	M4x7	39.5	6	23.5	9	3.3	8	10.6	7	M4x0.7	15	9.5	13	60	7.5x5.3x4.5	11.8	18.9	0.13	0.76	0.13	0.76	0.15	0.19	1.29
LMG20 H	30	44	75	32	36	M5x8	52.5	6	25	8.5	4.5	7	12.8	12	M6x0.75	20	12	15	60	9.5x8.5x6	20	32	0.30	1.68	0.30	1.68	0.33	0.33	1.92
LMG20 LH	30	44	88.8	32	50	M5x8	66.3	6	25	8.5	4.5	7	12.7	12	M6x0.75	20	12	15	60	9.5x8.5x6	23.2	39.3	0.44	2.36	0.44	2.36	0.41	0.41	1.92
LMG25 H	40	48	83.6	35	35	M6x12	58.6	8	33.5	14	5	13.5	16.8	12	M6x0.75	23	12.5	18	60	11x9x7	27.9	42.5	0.44	2.47	0.44	2.47	0.51	0.55	2.67
LMG25 LH	40	48	102.6	35	50	M6x12	77.6	8	33.5	14	5	13.5	18.8	12	M6x0.75	23	12.5	18	60	11x9x7	34.2	56.6	0.76	3.99	0.76	3.99	0.67	0.72	2.67
LMG30 H	45	60	98	40	40	M8x12	69.8	8	36.5	11	5	11	20	12	M6x0.75	28	16	23	80	14x12x9	38.8	57.8	0.70	3.88	0.70	3.88	0.83	0.87	4.48
LMG30 LH	45	60	120.2	40	60	M8x12	92	8	36.5	11	5	11	21.1	12	M6x0.75	28	16	23	80	14x12x9	47.5	77.1	1.21	6.28	1.21	6.28	1.11	1.13	4.48
LMG35 H	55	70	111.2	50	50	M8x14	80.2	11	45.5	15	7.5	15	21.6	12	M6x0.75	34	18	26	80	14x12x9	51.7	75.5	1.04	5.72	1.04	5.72	1.31	1.44	6.24
LMG35 LH	55	70	136.6	50	72	M8x14	105.6	11	45.5	15	7.5	15	23.3	12	M6x0.75	34	18	26	80	14x12x9	63.2	100.7	1.81	9.29	1.81	9.29	1.75	1.88	6.24
LMG45 H	70	86	137.8	60	60	M10x20	102.2	16	59	20	8.5	20	27.6	13.5	PT 1/8	45	20.5	32	105	20x17x14	83.2	118.0	2.03	10.89	2.03	10.89	2.71	2.85	10.25
LMG45 LH	70	86	169.5	60	80	M10x20	133.9	16	59	20	8.5	20	33.5	13.5	PT 1/8	45	20.5	32	105	20x17x14	101.7	157.3	3.54	17.76	3.54	17.76	3.62	3.70	10.25

Unit : mm

Note : "Double carriages" in static moment rating means two carriages are closely contacting with each other.

# *drai milano srl*



Via Curiel, 16

20026 Novate Milanese (MI)

Tel: 02/87066850

Fax.: 02/87066869

Email: [draimilano@libero.it](mailto:draimilano@libero.it)