

- GUIDE LINEARI -

- Precision Linear Guideway -

- DRAI MILANO SRL -

CSK

Linear motion technology

Via Curiel, 16

20026 Novate Milanese (MI)

Tel.: 02/87066850




Fax.: 02/87066869

Email: draimilano@libero.it

Sito: www.draimilano.it

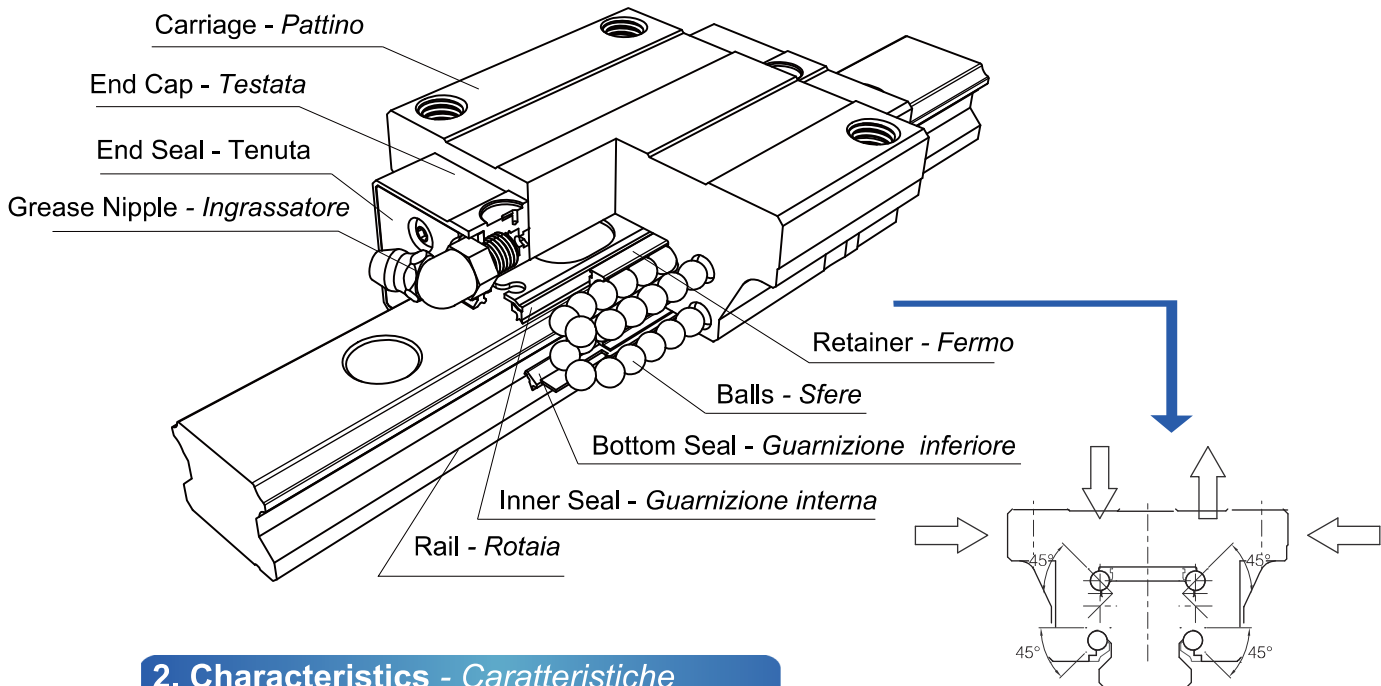


Content - *Contenuti*

	Construction of LMG Series - <i>Costruzione guide serie LMG</i>	(2)
	Characteristics of LMG Series - <i>Caratteristiche guide serie LMG</i> ...	(2)
	Rail Type - <i>Tipo di guida</i>	(2)
	Carriage Type - <i>Tipo di pattino</i>	(3)
	Description of Specification - <i>Codifica</i>	(4)
	Accuracy Grade - <i>Classe di precisione</i>	(5)
	Preload Grade - <i>Precarico</i>	(6)
	Dust Proof - <i>Protezione parapolvere</i>	(7)
	Dimensions of Tapped-hole Rails - <i>Dimensione fori su guide</i>	(8)
	Rail Standard and Maximum Length - <i>Lunghezza standard e massima</i>	(8)
	Dimensions LMG...C / LC - <i>Dimensioni LMG...C/LC</i>	(9)
	Dimensions LMG...H / LH - <i>Dimensioni LMG...H/LH</i>	(10)
	Dimensions LMG...V / LV - <i>Dimensioni LMG...V/LV</i>	(11)
	Dimensions LMG...ST / T / LT - <i>Dimensioni LMG...ST/T/LT</i>	(12)

◆ LMG Series Precision Linear Guideway

1. Construction - Costruzione



2. Characteristics - Caratteristiche

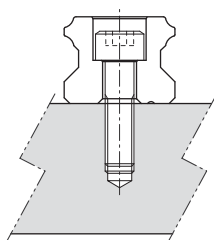
The four trains of balls are designed with a contact angle of 45° which enables it not only to bear load equally in radial, reversed radial and lateral directions but also can achieve high rigidity and high loading capacity. Therefore, it is suitable for all direction installation. Furthermore, the unique self alignment function of LMG series can compensate the certain error while assembling, and which results in high precision and smooth motion.

I quattro treni di sfere all'interno dei pattini LMG sono progettati con un angolo di contatto di 45°, ciò consente non solo di sopportare carichi radiali e laterali in entrambe le direzioni ma anche di raggiungere alte rigidità ed elevate capacità di carico. Tali sistemi possono essere montati in qualsiasi posizione. La funzione di autoallineamento della serie LMG permette di compensare l'inevitabile errore in assemblaggio per garantire alta precisione e movimento uniforme

- ◆ **High Rigidity** -Alta rigidità
- ◆ **Four-Way Equal Load** - Capacità di carico uguali nelle 4 direzioni
- ◆ **Self Alignment Capability** - Capacità di autoallineamento
- ◆ **Complete Dust Sealing System** - Sistema completo di tenute parapolvere
- ◆ **Interchangeability** - Intercambiabilità
- ◆ **Smooth Movement** - Movimenti regolari
- ◆ **Low Noise and High Speed Application** - Basso rumore e alte velocità
- ◆ **High Positioning Accuracy** - Alta precisione di posizionamento
- ◆ **High Repeatability** - Alta ripetibilità
- ◆ **Low Frictional Resistance** - Bassa resistenza all'attrito

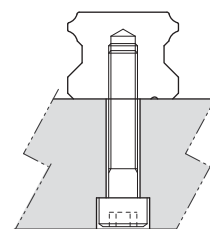
3. Rail Type - Tipo di guida

Counter-bore (R type)



Foro passante montaggio dall'alto (Tipo R)

Tapped-hole (T type)



Foro maschiato montaggio dal basso (Tipo T)

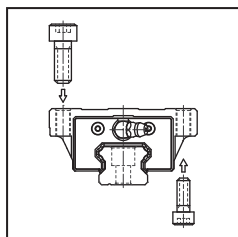
4. Carriage Type - Tipo di pattino

Contour - Versione

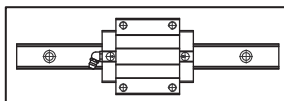
Length - Lunghezza

Spec. code - Codice

Flange type -
Versione flangiata

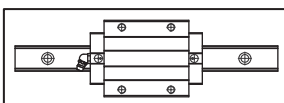


Heavy load -
Carico Pesante



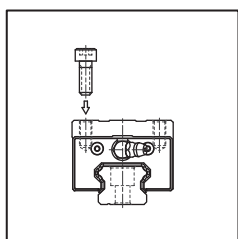
LMG ... C

Ultra heavy load - *Carico ultra pesante*

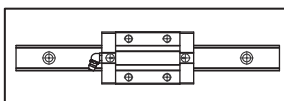


LMG ... LC

Square high type -
Versione quadrata alto tipo

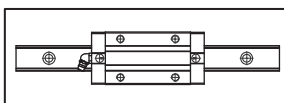


Heavy load -
Carico Pesante



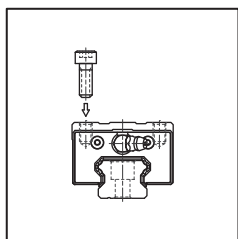
LMG ... H

Ultra heavy load - *Carico ultra pesante*

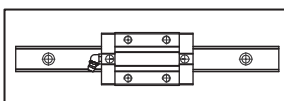


LMG ... LH

Square medium type -
Versione quadrata tipo medio

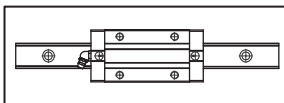


Heavy load -
Carico Pesante



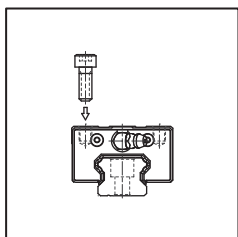
LMG ... V

Ultra heavy load - *Carico ultra pesante*

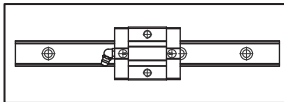


LMG ... LV

Square compact type -
Versione quadrata tipo compatta

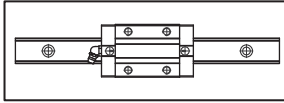


Medium load - *Carico medio*



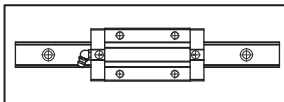
LMG ... ST

Heavy load - *Carico pesante*



LMG ... T

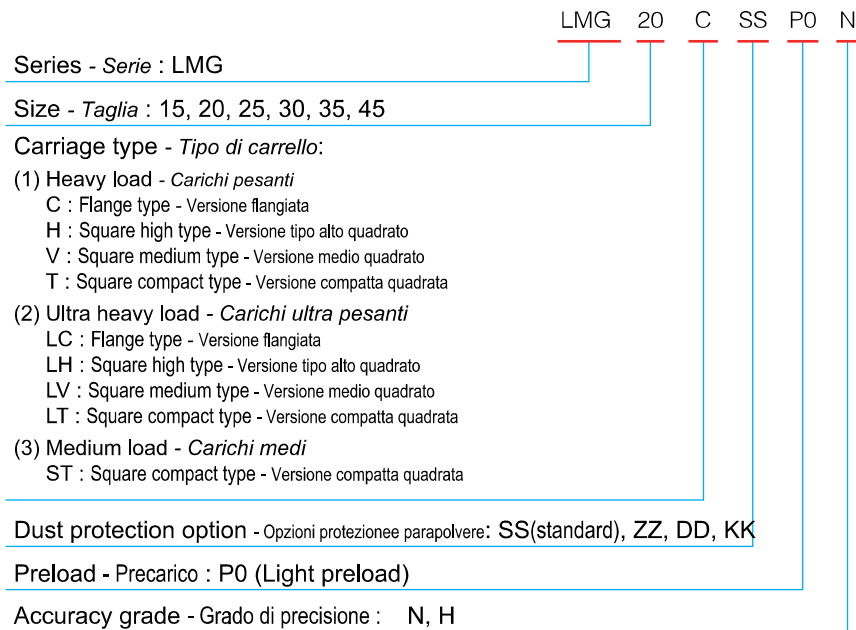
Ultra heavy load - *Carico ultra pesante*



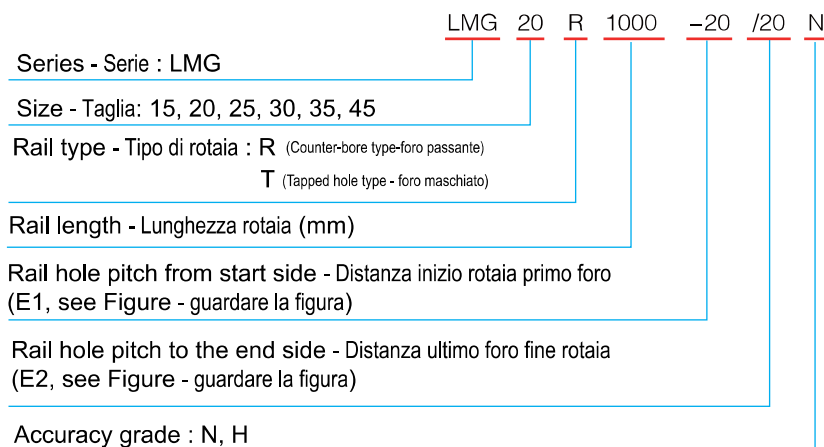
LMG ... LT

Codifica

Code of Carriage - *Codice carrello*



Code of Rail - *Codice rotaia*



◆ Lubrification - *Lubrificazione*

To guarantee a good use of the guide it's important make a goods lubrication. The carriages are supplied already lubricated preserve them during the transport. We recommending to use:

- Grease type 2 every about 100 Km
- Oil with viscosity between 30 and 150 cst with feed rating 0.3cm³/h

To evenly distribute the oil have to slide the carriage in every direction

Per mantenere un buon funzionamento in termini di vita e scorrevolezza della guida lineare è importante utilizzare una corretta lubrificazione.

I carrelli forniti sono lubrificati solo per la conservazione e trasporto. Si raccomanda di lubrificarli prima dell'utilizzo con:

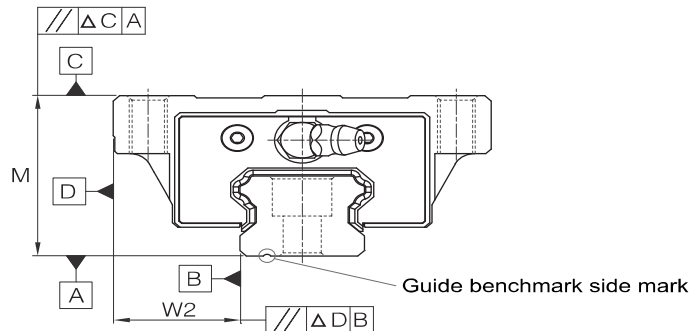
- Grassi litio tipo 2 ad intervalli che dipendono dall'utilizzo 100 km circa;
- Olio con viscosità tra i 30 e i 150 cst, tasso di alimentazione 0,3cm³/h

Per distribuire uniformemente il lubrificante è necessario far scorrere il carrello in entrambe le direzioni.

6. Accuracy Grade - Grado di precisione

The accuracy of LMG series is divided into five classes, normal grade (N), high precision (H), precision (P), super precision (SP) and ultra precision (UP), as shown in Table.

Il grado di precisione delle guide serie LMG si divide in 5 classi; normale (N), alta precisione (H), precisa (P), super precisa (SO) e ultra precisa (UP) come mostrato in tabella



Unit : mm

Model No.	Item	Accuracy Grade				
		Normal N	High H	Precision P	Super Precision SP	Ultra Precision UP
LMG 15 LMG 20	Tolerance for height ΔM	± 0.1	± 0.03	0 -0.03	0 -0.015	0 -0.008
	Height difference ΔM	0.02	0.01	0.006	0.004	0.003
	Tolerance for distance $W2$	± 0.1	± 0.03	0 -0.03	0 -0.015	0 -0.008
	Difference in distance $W2$ ($\Delta W2$)	0.02	0.01	0.006	0.004	0.003
	Running parallelism of surface C with surface A	ΔC (see Running parallelism of carriage)				
	Running parallelism of surface D with surface B	ΔD (see Running parallelism of carriage)				
LMG 25 LMG 30 LMG 35	Tolerance for height ΔM	± 0.1	± 0.04	0 -0.04	0 -0.02	0 -0.01
	Height difference ΔM	0.02	0.015	0.007	0.005	0.003
	Tolerance for distance $W2$	± 0.1	± 0.04	0 -0.04	0 -0.02	0 -0.01
	Difference in distance $W2$ ($\Delta W2$)	0.03	0.015	0.007	0.005	0.003
	Running parallelism of surface C with surface A	ΔC (see Running parallelism of carriage)				
	Running parallelism of surface D with surface B	ΔD (see Running parallelism of carriage)				
LMG 45	Tolerance for height ΔM	± 0.1	± 0.05	0 -0.05	0 -0.03	0 -0.02
	Height difference ΔM	0.03	0.015	0.007	0.005	0.003
	Tolerance for distance $W2$	± 0.1	± 0.05	0 -0.05	0 -0.03	0 -0.02
	Difference in distance $W2$ ($\Delta W2$)	0.03	0.02	0.01	0.007	0.005
	Running parallelism of surface C with surface A	ΔC (see Running parallelism of carriage)				
	Running parallelism of surface D with surface B	ΔD (see Running parallelism of carriage)				

Running Parallelism of Carriage - *Parallelismo di corsa del pattino*

Rail length (mm)		Running Parallelism Values (µm)				
Above	Or less	Normal N	High H	Precision P	Super Precision SP	Ultra Precision UP
0	315	9	6	3	2	1.5
315	400	11	8	4	2	1.5
400	500	13	9	5	2	1.5
500	630	16	11	6	2.5	1.5
630	800	18	12	7	3	2
800	1000	20	14	8	4	2
1000	1250	22	16	10	5	2.5
1250	1600	25	18	11	6	3
1600	2000	28	20	13	7	3.5
2000	2500	30	22	15	8	4
2500	3000	32	24	16	9	4.5
3000	3500	33	25	17	11	5
3500	4000	34	26	18	12	6

7. Preload Grade - *Grado di precarico*

Preload Grade	Code	Preload	Operating Condition
Light preload - Precarico leggero	P0	0~0.02C	<ul style="list-style-type: none"> The loading direction is fixed, vibration and impact are light, and two axes are applied in parallel. <i>° La direzione di carico è fissata, vibrazioni e impatti sono leggeri e i due assi sono paralleli</i> High precision is not required, and the low frictional resistance is needed. <i>° La direzione di carico è fissata, vibrazioni e impatti sono leggeri e i due assi sono paralleli</i>
Medium preload - Precarico medio	P1	0.04~0.06C	<ul style="list-style-type: none"> Overhang application with a moment load <i>° Applicazioni sporgenti con carichi momentanei</i> Applied in one-axis configuration <i>° Applicazioni con configurazione ad un asse</i> The need of light preload and high precision <i>° Necessità di precarichi leggeri e alta precisione</i>
Heavy preload - Precarico pesante	P2	0.07~0.09C	<ul style="list-style-type: none"> Machine is subjected to vibration and impact, and high rigidity required. <i>° Macchina soggetta a vibrazioni e impatti e alta rigidità richiesta</i> Application of heavy load or heavy cutting <i>° Applicazioni di carichi pesanti o tagli pesanti</i>

8. Dust Proof - Protezione parapolvere

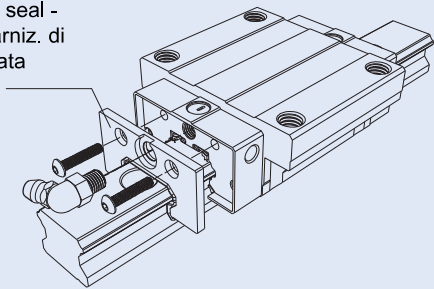
(1) Contamination protection - Protezioni da contaminazioni esterne

LMG series of linear guideway offers various kinds of dust protection accessory to keep the foreign matters from entering into the carriage.

La serie di guide lineari LMG offre vari tipi di accessori di protezione che limitano l'accesso delle impurità all'interno del carrello

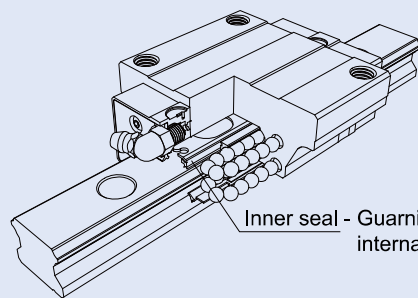
End seal - Guarnizione di testa

End seal -
Guarniz. di
testata



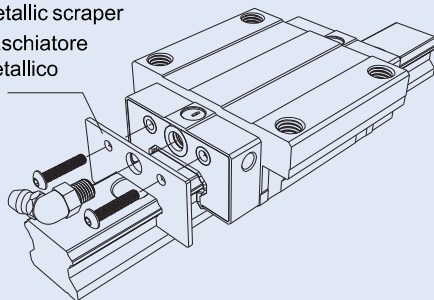
Inner seal - Guarnizione interna

Inner seal - Guarniz.
interna



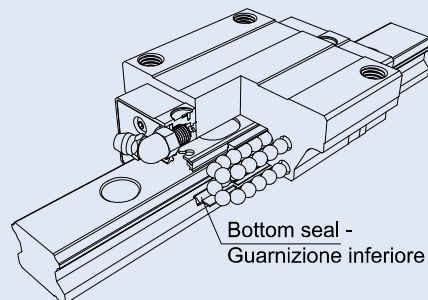
Metallic scraper - Raschiatore metallico

Metallic scraper
Raschiatore
metallico



Bottom seal - Guarnizione inferiore

Bottom seal -
Guarnizione inferiore



(2) Code of contamination protection - Codice protezione da contaminazioni esterne

The codes for selection of dust protection accessory are shown as Table.

I carrelli sono forniti standard con protezione SS, come accessori possono essere forniti i codici UU e MM per realizzare tenute tipo ZZ, DD, KK

Code	Contamination Protection
No symbol	Metallic scraper (both ends) - Raschiatori metallici su ambo i lati
UU	Bidirectional end seal (both ends) - Guarniz.di testata su ambo i lati
SS	Bidirectional end seal + Bottom seal + Inner seal -UU+guarniz.inf+guarniz.int
ZZ	SS + Metallic scraper - SS+MM
DD	Double bidirectional end seal + Bottom seal + Inner seal 2 x UU+ Guarnizioni inferiori+Guarnizione interna
KK	DD + Metallic scraper - DD+MM

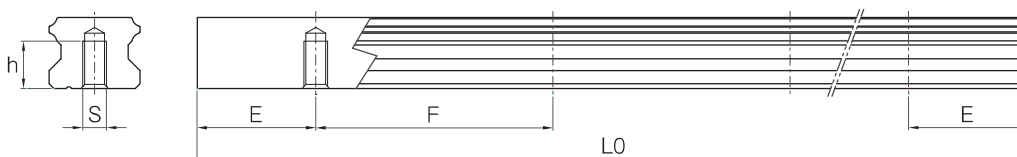
◆ LMG Series Precision Linear Guideway

(3) Types of seal to the carriage overall length -
Aumento (in mm) quota L per i vari tipi di protezione applicate

The increment to be added to the length of carriage with different applications of dust protection accessory is show as Table
L'aumento può dipendere dalla lunghezza della guida e dalle differenti applicazioni come indicato in tabella

Model No.	No symbol	UU	SS	ZZ	DD	KK
LMG 15	-	-	-	3	6	9
LMG 20	-	-	-	3	6	9
LMG 25	-	-	-	3	6	9
LMG 30	-	-	-	3	6	9
LMG 35	-	-	-	3	6	9
LMG 45	-	-	-	3	6	9

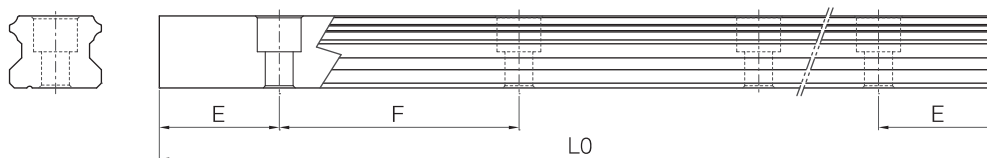
9. Dimensions of Tapped-hole Rails - Dimensioni fori su rotaia



Rail Size	S	h (mm)
LMG 15T	M5	8
LMG 20T	M6	10
LMG 25T	M6	12

Rail Size	S	h (mm)
LMG 30T	M8	15
LMG 35T	M12	17
LMG 45T	M14	24

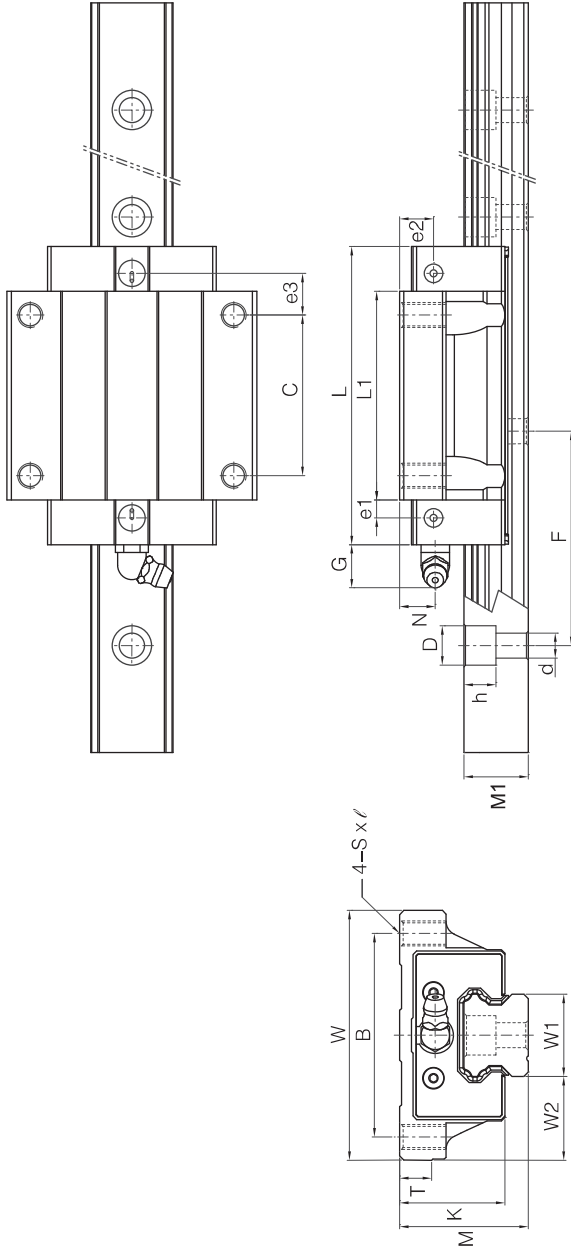
10. Rail Standard and Maximum Length - Lunghezza standard e massima



Unit : mm

Size	LMG15	LMG20	LMG25	LMG30	LMG35	LMG45
Standard Pitch (F)	60	60	60	80	80	105
Standard E (E _{std.})	20	20	20	20	20	22.5
Minimum E (E _{min.})	5	6	7	8	8	11
Max. Length (L0)	4000	4000	4000	4000	4000	4000

11. Dimensions of LMG...C / LC - Dimensioni

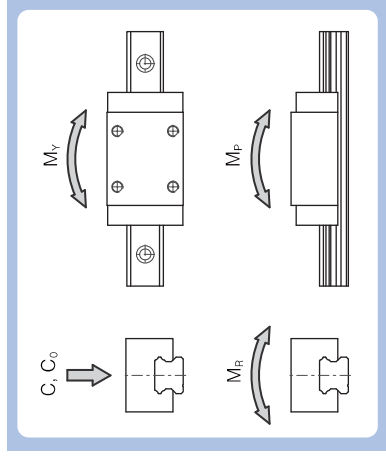
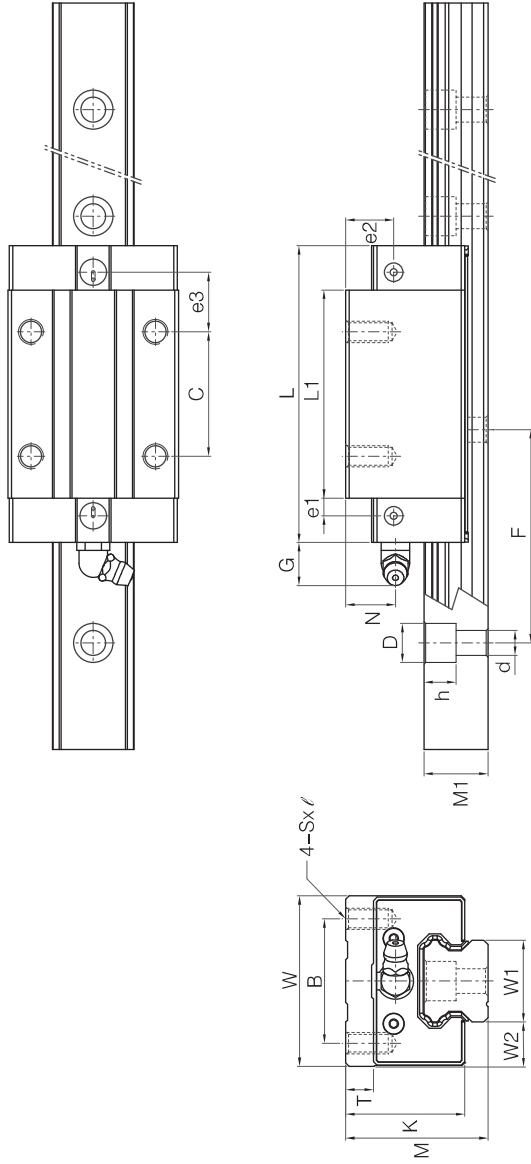


Unit : mm

Model No.	External dimension		Carriage dimension										Rail dimension			Basic load rating		Static moment rating				Weight							
	Height	Width	M	W	L	B	C	Sx/l	L1	T	K	N	e1	e2	e3	G	Grease nipple	Width	Height	Pitch	Dxhxd	Dynamic	Static	Mr (KN-m)	My (KN-m)	Double Carriages	Single Carriages	Mr (KN-m)	Carriage Kg
LMG15 C	24	47	58.2	38	30	M5x8	39.5	5.5	19.5	5	3.3	4	8.6	7	M4x0.7	15	16	13	60	7.5x5.3x4.5	11.8	18.9	0.13	0.76	0.13	0.76	0.15	0.19	1.29
LMG20 C	30	63	75	53	40	M6x10	52.5	7	25	8.5	4.5	7	10.8	12	M6x0.75	20	21.5	15	60	9.5x8.5x6	20	32	0.30	1.68	0.30	1.68	0.33	0.42	1.92
LMG20 LC	30	63	88.8	53	40	M6x10	66.3	7	25	8.5	4.5	7	17.7	12	M6x0.75	20	21.5	15	60	9.5x8.5x6	23.2	39.3	0.44	2.36	0.44	2.36	0.41	0.53	1.92
LMG25 C	36	70	83.6	57	45	M8x13	58.6	9	29.5	10	5	9.5	11.8	12	M6x0.75	23	23.5	18	60	11x9x7	27.9	42.5	0.44	2.47	0.44	2.47	0.51	0.62	2.67
LMG25 LC	36	70	102.6	57	45	M8x13	77.6	9	29.5	10	5	9.5	21.3	12	M6x0.75	23	23.5	18	60	11x9x7	34.2	56.6	0.76	3.99	0.76	3.99	0.67	0.81	2.67
LMG30 C	42	90	98	72	52	M10x15	69.8	12	33.5	8	5	8	14	12	M6x0.75	28	31	23	80	14x12x9	38.8	57.8	0.70	3.88	0.70	3.88	0.83	1.10	4.48
LMG30 LC	42	90	120.2	72	52	M10x15	92	12	33.5	8	5	8	25.1	12	M6x0.75	28	31	23	80	14x12x9	47.5	77.1	1.21	6.28	1.21	6.28	1.11	1.43	4.48
LMG35 C	48	100	111.2	82	62	M10x15	80.2	12	38.5	8	7.5	8	15.6	12	M6x0.75	34	18	26	80	14x12x9	51.7	75.5	1.04	5.72	1.04	5.72	1.31	1.50	6.24
LMG35 LC	48	100	136.6	82	62	M10x15	105.6	12	38.5	8	7.5	8	28.3	12	M6x0.75	34	18	26	80	14x12x9	63.2	100.7	1.81	9.29	1.81	9.29	1.75	1.94	6.24
LMG45 C	60	120	137.8	100	80	M12x18	102.2	12	49	10	8.5	10	17.6	13.5	PT 1/8	45	20.5	32	105	20x17x14	83.2	118.0	2.03	10.89	2.03	10.89	2.71	2.83	10.25
LMG45 LC	60	120	169.5	100	80	M12x18	133.9	12	49	10	8.5	10	33.5	13.5	PT 1/8	45	20.5	32	105	20x17x14	101.7	157.3	3.54	17.76	3.54	17.76	3.62	3.68	10.25

Note : "Double carriages" in static moment rating means two carriages are closely contacting with each other.

12. Dimensions of LMG...H / LH - Dimensioni

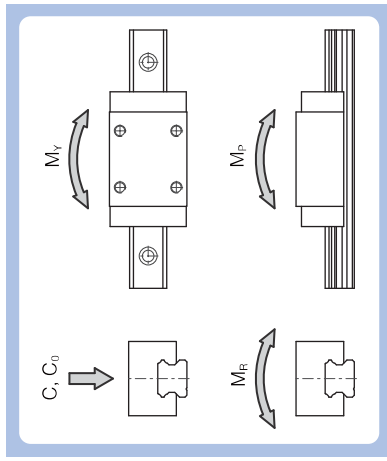
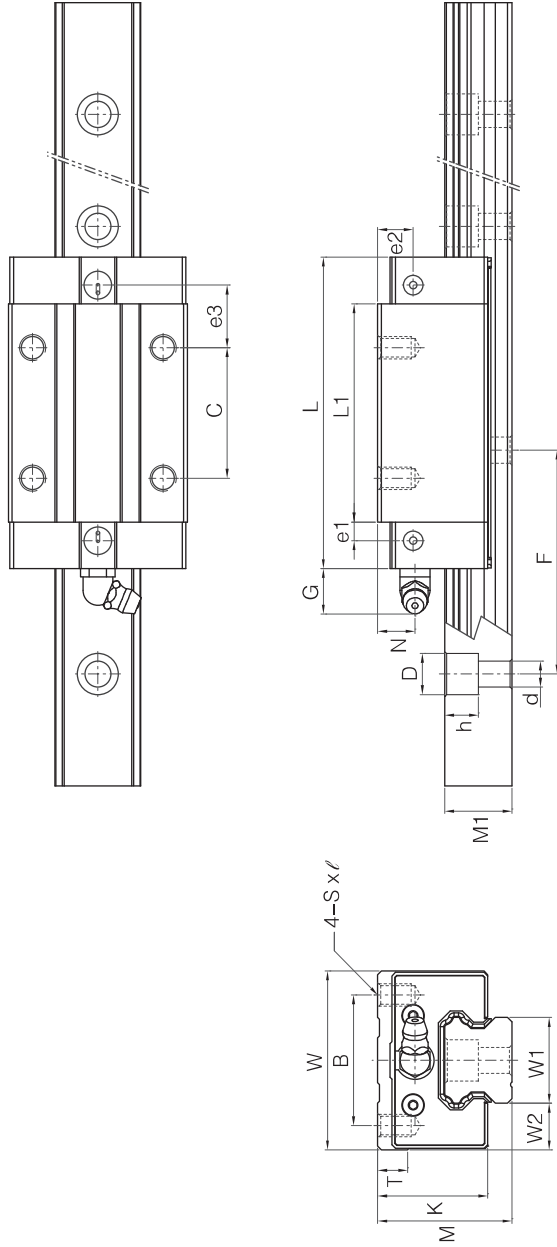


Model No.	External dimension		Carriage dimension													Rail dimension				Basic load rating				Static moment rating				Weight		
	Height M	Width W	L	Length	B	C	Sx/l	L1	T	K	N	e1	e2	e3	G	Grease nipple	Width W1	Width W2	Height M1	Pitch F	D x h x d	Dynamic C KN	Static C0 KN	Mp (KN-m) Single Carriage	Mp (KN-m) Double Carriages	My (KN-m) Single Carriage	My (KN-m) Double Carriages	Mr (KN-m)	Carriage Kg	Rail Kg/m
LMG15 H	28	34	58.2	26	26	M4x7	39.5	6	23.5	9	3.3	8	10.6	7	M4x0.7	15	9.5	13	60	7.5x5.3x4.5	11.8	18.9	0.13	0.76	0.13	0.76	0.15	0.76	0.19	1.29
LMG20 H	30	44	75	32	36	M5x8	52.5	6	25	8.5	4.5	7	12.8	12	M6x0.75	20	12	15	60	9.5x8.5x6	20	32	0.30	1.68	0.30	1.68	0.33	1.68	0.33	1.92
LMG20 LH	30	44	88.8	32	50	M5x8	66.3	6	25	8.5	4.5	7	12.7	12	M6x0.75	20	12	15	60	9.5x8.5x6	23.2	39.3	0.44	2.36	0.44	2.36	0.41	2.36	0.41	1.92
LMG25 H	40	48	83.6	35	35	M6x12	58.6	8	33.5	14	5	13.5	16.8	12	M6x0.75	23	12.5	18	60	11x9x7	27.9	42.5	0.44	2.47	0.44	2.47	0.51	2.47	0.55	2.67
LMG25 LH	40	48	102.6	35	50	M6x12	77.6	8	33.5	14	5	13.5	18.8	12	M6x0.75	23	12.5	18	60	11x9x7	34.2	56.6	0.76	3.99	0.76	3.99	0.67	3.99	0.72	2.67
LMG30 H	45	60	98	40	40	M8x12	69.8	8	36.5	11	5	11	20	12	M6x0.75	28	16	23	80	14x12x9	38.8	57.8	0.70	3.88	0.70	3.88	0.83	3.88	0.87	4.48
LMG30 LH	45	60	120.2	40	60	M8x12	92	8	36.5	11	5	11	21.1	12	M6x0.75	28	16	23	80	14x12x9	47.5	77.1	1.21	6.28	1.21	6.28	1.11	6.28	1.13	4.48
LMG35 H	55	70	111.2	50	50	M8x14	80.2	11	45.5	15	7.5	15	21.6	12	M6x0.75	34	18	26	80	14x12x9	51.7	75.5	1.04	5.72	1.04	5.72	1.31	5.72	1.44	6.24
LMG35 LH	55	70	136.6	50	72	M8x14	105.6	11	45.5	15	7.5	15	23.3	12	M6x0.75	34	18	26	80	14x12x9	63.2	100.7	1.81	9.29	1.81	9.29	1.75	9.29	1.88	6.24
LMG45 H	70	86	137.8	60	60	M10x20	102.2	16	59	20	8.5	20	27.6	13.5	PT 1/8	45	20.5	32	105	20x17x14	83.2	118.0	2.03	10.89	2.03	10.89	2.71	10.89	2.85	10.25
LMG45 LH	70	86	169.5	60	80	M10x20	133.9	16	59	20	8.5	20	33.5	13.5	PT 1/8	45	20.5	32	105	20x17x14	101.7	157.3	3.54	17.76	3.54	17.76	3.62	17.76	3.70	10.25

Unit : mm

Note : "Double carriages" in static moment rating means two carriages are closely contacting with each other.

13. Dimensions of LMG...V / LV - Dimensioni

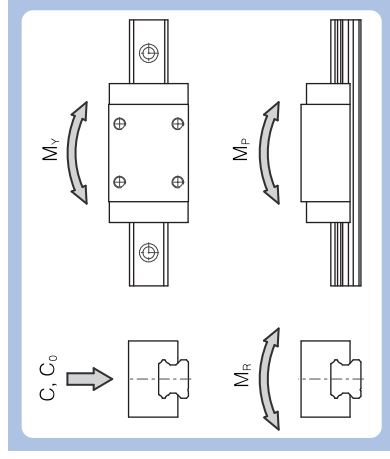
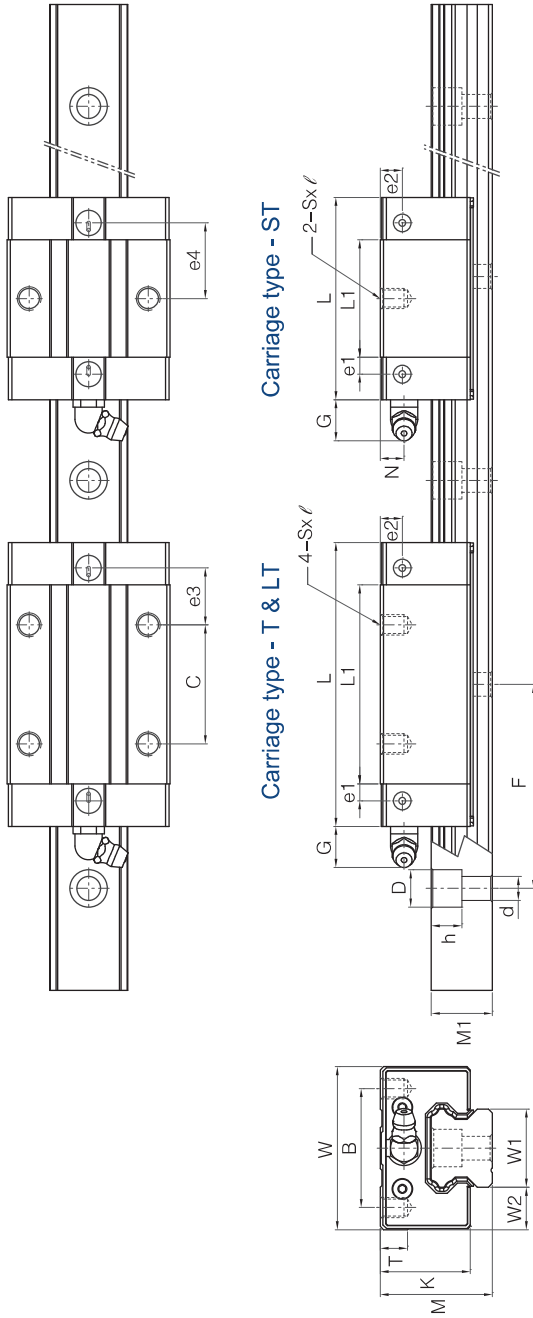


Unit : mm

Model No.	External dimension		Carriage dimension						Rail dimension			Basic load rating		Static moment rating				Weight											
	Height M	Width W	L	B	C	S x l	L1	T	K	N	e1	e2	e3	G	Grease nipple	Width W1	W2	Height M1	Pitch F	D x h x d	Dynamic C KN	Static C0 KN	Mp (KN-m) Single Carriage	Mp (KN-m) Double Carriages	MY (KN-m) Single Carriage	MY (KN-m) Double Carriages	MR KN-m	Carriage Kg	Rail kg/m
LMG25 V	36	48	83.6	35	35	M6x9	58.6	8	29.5	10	5	9.5	16.8	12	M6x0.75	23	12.5	18	60	11x9x7	27.9	42.5	0.44	2.47	0.44	2.47	0.51	0.47	2.67
LMG25 LV	36	48	102.6	35	50	M6x9	77.6	8	29.5	10	5	9.5	18.8	12	M6x0.75	23	12.5	18	60	11x9x7	34.2	56.6	0.76	3.99	0.76	3.99	0.67	0.61	2.67

Note : "Double carriages" in static moment rating means two carriages are closely contacting with each other.

14. Dimensions of LMG...ST / T / LT - Dimensioni



Model No.	External dimension		Carriage dimension										Rail dimension			Basic load rating		Static moment rating				Weight								
	Height M	Width W	L	C	Sx/l	L1	T	K	N	e1	e2	e3	e4	G	Grease nipple	Width W1	W2	M1	F	Dxhxd	C	C0	Mp (KN-m)	My (KN-m)	Mr (KN-m)	Mk	Carriage Kg	Rail Kg/m		
LMG15 ST	24	34	40.7	26	-	M4x5	22	6	19.5	5	3.3	4	-	14.8	7	M4x0.7	15	9.5	13	60	7.5x5.3x4.5	7.3	9.4	0.03	0.27	0.03	0.27	0.07	0.09	1.29
LMG15 T	24	34	58.2	26	26	M4x5	39.5	6	19.5	5	3.3	4	10.6	-	7	M4x0.7	15	9.5	13	60	7.5x5.3x4.5	11.8	18.9	0.13	0.76	0.13	0.76	0.15	0.15	1.29
LMG20 ST	28	42	47	32	-	M5x6	24.5	6	23	6.5	4.5	5	-	16.8	12	M6x0.75	20	11	15	60	9.5x8.5x6	11.7	14.8	0.07	0.52	0.07	0.52	0.15	0.15	1.92
LMG20 T	28	42	75	32	32	M5x6	52.5	6	23	6.5	4.5	5	14.8	-	12	M6x0.75	20	11	15	60	9.5x8.5x6	20	32	0.30	1.68	0.30	1.68	0.33	0.28	1.92
LMG25 ST	33	48	59.5	35	-	M6x7	34.5	8	26.5	7	5	6.5	-	22.3	12	M6x0.75	23	12.5	18	60	11x9x7	19.2	24.8	0.16	1.07	0.16	1.07	0.30	0.26	2.67
LMG25 T	33	48	83.6	35	35	M6x7	58.6	8	26.5	7	5	6.5	16.8	-	12	M6x0.75	23	12.5	18	60	11x9x7	27.9	42.5	0.44	2.47	0.44	2.47	0.51	0.41	2.67
LMG30 T	42	60	98	40	40	M8x10	69.8	8	33.5	8	5	8	20	-	12	M6x0.75	28	16	23	80	14x12x9	38.8	57.8	0.70	3.88	0.70	3.88	0.83	0.79	4.48
LMG30 LT	42	60	120.2	40	60	M8x10	92	8	33.5	8	5	8	21.1	-	12	M6x0.75	28	16	23	80	14x12x9	47.5	77.1	1.21	6.28	1.21	6.28	1.11	1.02	4.48
LMG35 T	48	70	111.2	50	50	M8x12	80.2	11	38.5	8	7.5	8	21.6	-	12	M6x0.75	34	18	26	80	14x12x9	51.7	75.5	1.04	5.72	1.04	5.72	1.31	1.17	6.24
LMG35 LT	48	70	136.6	50	72	M8x12	105.6	11	38.5	8	7.5	8	23.3	-	12	M6x0.75	34	18	26	80	14x12x9	63.2	100.7	1.81	9.29	1.81	9.29	1.75	1.51	6.24
LMG45 T	60	86	137.8	60	60	M10x16	102.2	16	49	10	8.5	10	27.6	-	13.5	PT 1/8	45	20.5	32	105	20x17x14	83.2	118.0	2.03	10.89	2.03	10.89	2.71	2.23	10.25
LMG45 LT	60	86	169.5	60	80	M10x16	133.9	16	49	10	8.5	10	33.5	-	13.5	PT 1/8	45	20.5	32	105	20x17x14	101.7	157.3	3.54	17.76	3.54	17.76	3.62	2.89	10.25

Unit : mm

Note : "Double carriages" in static moment rating means two carriages are closely contacting with each other.

drai milano srl



Via Curiel, 16

20026 Novate Milanese (MI)

Tel: 02/87066850

Fax.: 02/87066869

Email: draimilano@libero.it