

**- GUIDE LINEARI -**

*- Precision Linear Guideway -*

**- DRAI MILANO SRL -**

**CSK**

Linear motion technology

**Via Curiel, 16**

**20026 Novate Milanese (MI)**

**Tel.: 02/87066850**

**Fax.: 02/87066869**

**Email: [draimilano@libero.it](mailto:draimilano@libero.it)**

**Sito: [www.draimilano.it](http://www.draimilano.it)**



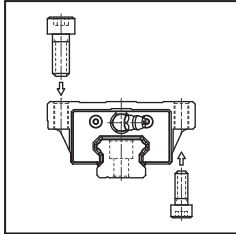
### 4. Carriage Type - Tipo di pattino

#### Contour - Versione

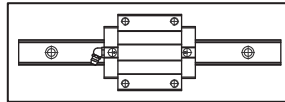
#### Length - Lunghezza

#### Spec. code - Codice

Flange type -  
*Versione flangiata*

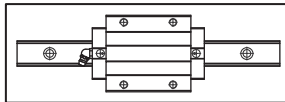


Heavy load -  
*Carico Pesante*



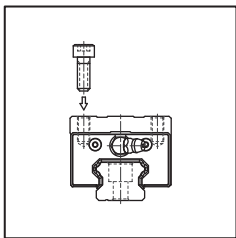
LMG ... C

Ultra heavy load - *Carico ultra pesante*

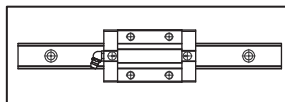


LMG ... LC

Square high type -  
*Versione quadrata alto tipo*

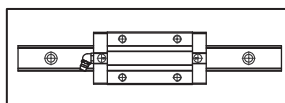


Heavy load -  
*Carico Pesante*



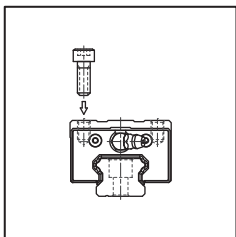
LMG ... H

Ultra heavy load - *Carico ultra pesante*

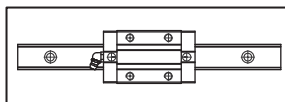


LMG ... LH

Square medium type -  
*Versione quadrata tipo medio*

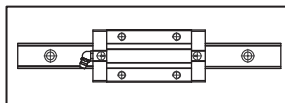


Heavy load -  
*Carico Pesante*



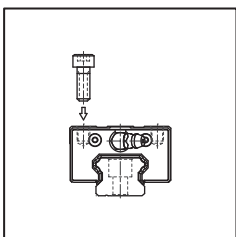
LMG ... V

Ultra heavy load - *Carico ultra pesante*

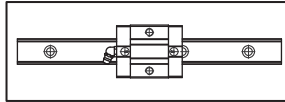


LMG ... LV

Square compact type -  
*Versione quadrata tipo compatta*

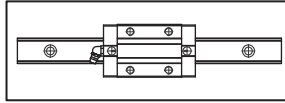


Medium load - *Carico medio*



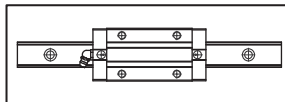
LMG ... ST

Heavy load - *Carico pesante*



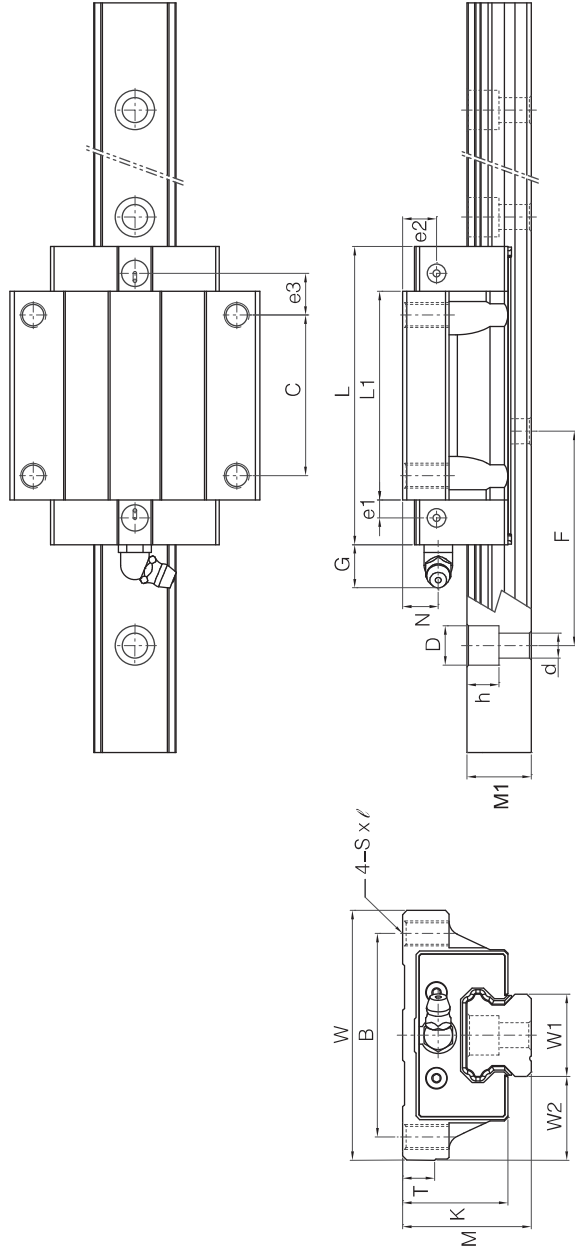
LMG ... T

Ultra heavy load - *Carico ultra pesante*



LMG ... LT

## 11. Dimensions of LMG...C / LC - Dimensioni



Unit : mm

Model No.	External dimension		Carriage dimension										Rail dimension			Basic load rating		Static moment rating				Weight							
	Height	Width	M	W	L	C	S x l	L1	T	K	N	e1	e2	e3	G	Grease nipple	Width	Height	Pitch	D x h x d	Dynamic C KN	Static C <sub>0</sub> KN	M <sub>p</sub> (KN-m) Single Carriage	M <sub>p</sub> (KN-m) Double Carriages	M <sub>y</sub> (KN-m) Single Carriage	M <sub>y</sub> (KN-m) Double Carriages	M <sub>R</sub> KN-m	Carriage Kg	Rail Kg/m
<b>LMG15 C</b>	24	47	58.2	38	30	M5x8	39.5	5.5	19.5	5	3.3	4	8.6	7	M4x0.7	15	16	60	7.5x5.3x4.5	11.8	18.9	0.13	0.76	0.13	0.76	0.15	0.76	0.19	1.29
<b>LMG20 C</b>	30	63	75	53	40	M6x10	52.5	7	25	8.5	4.5	7	10.8	12	M6x0.75	20	21.5	60	9.5x8.5x6	20	32	0.30	1.68	0.30	1.68	0.33	1.68	0.42	1.92
<b>LMG20 LC</b>	30	63	88.8	53	40	M6x10	66.3	7	25	8.5	4.5	7	17.7	12	M6x0.75	20	21.5	60	9.5x8.5x6	23.2	39.3	0.44	2.36	0.44	2.36	0.41	2.36	0.53	1.92
<b>LMG25 C</b>	36	70	83.6	57	45	M8x13	58.6	9	29.5	10	5	9.5	11.8	12	M6x0.75	23	23.5	60	11x9x7	27.9	42.5	0.44	2.47	0.44	2.47	0.51	2.67	0.62	2.67
<b>LMG25 LC</b>	36	70	102.6	57	45	M8x13	77.6	9	29.5	10	5	9.5	21.3	12	M6x0.75	23	23.5	60	11x9x7	34.2	56.6	0.76	3.99	0.76	3.99	0.67	3.99	0.81	2.67
<b>LMG30 C</b>	42	90	98	72	52	M10x15	69.8	12	33.5	8	5	8	14	12	M6x0.75	28	31	80	14x12x9	38.8	57.8	0.70	3.88	0.70	3.88	0.83	3.88	1.10	4.48
<b>LMG30 LC</b>	42	90	120.2	72	52	M10x15	92	12	33.5	8	5	8	25.1	12	M6x0.75	28	31	80	14x12x9	47.5	77.1	1.21	6.28	1.21	6.28	1.11	6.28	1.43	4.48
<b>LMG35 C</b>	48	100	111.2	82	62	M10x15	80.2	12	38.5	8	7.5	8	15.6	12	M6x0.75	34	18	80	14x12x9	51.7	75.5	1.04	5.72	1.04	5.72	1.31	1.50	6.24	6.24
<b>LMG35 LC</b>	48	100	136.6	82	62	M10x15	105.6	12	38.5	8	7.5	8	28.3	12	M6x0.75	34	18	80	14x12x9	63.2	100.7	1.81	9.29	1.81	9.29	1.75	1.94	6.24	6.24
<b>LMG45 C</b>	60	120	137.8	100	80	M12x18	102.2	12	49	10	8.5	10	17.6	13.5	PT 1/8	45	20.5	105	20x17x14	83.2	118.0	2.03	10.89	2.03	10.89	2.71	2.83	10.25	10.25
<b>LMG45 LC</b>	60	120	169.5	100	80	M12x18	133.9	12	49	10	8.5	10	33.5	13.5	PT 1/8	45	20.5	105	20x17x14	101.7	157.3	3.54	17.76	3.54	17.76	3.62	3.68	10.25	10.25

Note : "Double carriages" in static moment rating means two carriages are closely contacting with each other.

# *drai milano srl*



Via Curiel, 16

20026 Novate Milanese (MI)

Tel: 02/87066850

Fax.: 02/87066869

Email: [draimilano@libero.it](mailto:draimilano@libero.it)