

- SERIE MRDV -


Riduttori a Vite Senza Fine -

MRDV Series Worm-Gear Speed Reducers




ELLE.GI SRL

Organi di Trasmissione



PARAMETRI Mesh parameter

	i	7.5	10	15	20	25	30	40	50	60	80	100
MRDV025	Z ₁	4	3	2	2	2	1	1	1	1		
	M _n	1.3	1.3	1.3	0.995	0.8	1.3	0.995	0.8	0.67		
	γ	25°18'	19°31'	13°18'	11°02'	9°05'	6°44'	5°34'	4°34'	3°55'		
	η _d (1400)	0.85	0.83	0.79	0.75	0.71	0.67	0.62	0.58	0.55		
	η _s	0.71	0.68	0.61	0.56	0.5	0.46	0.41	0.36	0.34		
MRDV030	Z ₁	4	3	2	2	1	1	1	1	1	1	
	M _n	1.44	1.44	1.44	1.1	1.7	1.44	1.1	0.89	0.74	0.56	
	γ	18°55'	14°25'	9°44'	7°50'	5°33'	4°54'	3°55'	3°17'	2°43'	2°07'	
	η _d (1400)	0.85	0.82	0.77	0.73	0.68	0.65	0.59	0.55	0.51	0.44	
	η _s	0.67	0.63	0.55	0.5	0.43	0.39	0.35	0.31	0.27	0.23	
MRDV040	Z ₁	4	3	2	2	2	1	1	1	1	1	1
	M _n	2.05	2.05	2.05	1.56	1.27	2.05	1.56	1.27	1.06	0.8	0.65
	γ	23°54'	18°23'	12°30'	10°03'	8°45'	6°19'	5°04'	4°24'	3°42'	2°52'	2°29'
	η _d (1400)	0.87	0.85	0.82	0.78	0.75	0.7	0.65	0.62	0.58	0.52	0.47
	η _s	0.71	0.67	0.6	0.55	0.51	0.45	0.4	0.36	0.32	0.28	0.24
MRDV050	Z ₁	4	3	2	2	2	1	1	1	1	1	1
	M _n	2.56	2.56	2.56	1.95	1.58	2.56	1.95	1.58	1.32	1	0.8
	γ	23°49'	18°19'	12°27'	10°03'	8°33'	6°18'	5°04'	4°18'	3°38'	2°52'	2°17'
	η _d (1400)	0.88	0.86	0.82	0.79	0.76	0.72	0.67	0.63	0.59	0.53	0.49
	η _s	0.7	0.66	0.59	0.55	0.51	0.44	0.39	0.35	0.32	0.27	0.23
MRDV063	Z ₁	4	3	2	2	2	1	1	1	1	1	1
	M _n	3.25	3.25	3.25	2.48	2	3.25	2.48	2	1.68	1.27	1.02
	γ	24°31'	18°53'	12°51'	10°29'	8°45'	6°30'	5°17'	4°24'	3°49'	2°59'	2°26'
	η _d (1400)	0.88	0.87	0.83	0.81	0.78	0.74	0.7	0.66	0.62	0.57	0.51
	η _s	0.71	0.67	0.6	0.55	0.51	0.45	0.4	0.36	0.33	0.28	0.24
MRDV075	Z ₁	4	3	2	2	2	1	1	1	1	1	1
	M _n	3.95	3.95	3.95	3	2.42	3.95	3	2.42	2.03	1.54	1.24
	γ	26°38'	20°37'	14°05'	11°19'	9°29'	7°09'	5°43'	4°46'	4°01'	3°17'	2°44'
	η _d (1400)	0.89	0.88	0.85	0.82	0.8	0.76	0.72	0.69	0.65	0.6	0.55
	η _s	0.71	0.68	0.61	0.57	0.53	0.46	0.42	0.38	0.35	0.29	0.26
MRDV090	Z ₁	4	3	2	2	2	1	1	1	1	1	1
	M _n	4.84	4.84	4.84	3.69	2.98	4.84	3.69	2.98	2.5	1.89	1.52
	γ	29°05'	22°39'	15°33'	12°50'	10°53'	7°55'	6°30'	5°29'	4°46'	3°45'	3°06'
	η _d (1400)	0.9	0.89	0.86	0.84	0.82	0.78	0.75	0.72	0.69	0.63	0.59
	η _s	0.73	0.7	0.64	0.6	0.56	0.49	0.45	0.41	0.38	0.32	0.28
MRDV110	Z ₁	4	3	2	2	2	1	1	1	1	1	1
	M _n	5,875	5,875	5,875	4.62	3.73	5,875	4.62	3.73	3.13	2.37	1.91
	γ	28°15'	21°57'	15°02'	14°42'	12°33'	7°39'	7°29'	6°21'	5°33'	4°27'	3°46'
	η _d (1400)	0.9	0.89	0.86	0.85	0.84	0.79	0.78	0.75	0.72	0.67	0.63
	η _s	0.72	0.69	0.63	0.62	0.59	0.48	0.48	0.44	0.41	0.36	0.32
MRDV130	Z ₁	4	3	2	2	2	1	1	1	1	1	1
	M _n	6.97	6.97	6.97	5.4	4.37	6.97	5.4	4.37	3.67	2.77	2.23
	γ	28°43'	22°20'	15°19'	13°47'	11°54'	7°48'	7°00'	6°01'	5°16'	4°07'	3°27'
	η _d (1400)	0.91	0.89	0.87	0.86	0.84	0.8	0.78	0.75	0.72	0.68	0.64
	η _s	0.72	0.69	0.63	0.61	0.58	0.49	0.46	0.43	0.39	0.34	0.3

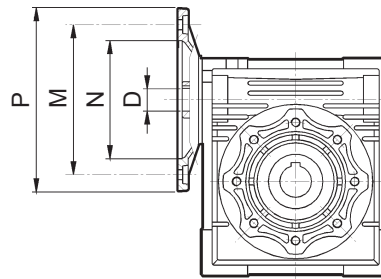


DATI TECNICI - TECHNICAL DATA

PREDISPOSIZIONI - Predisposition


(*) Per un ingresso con motore speciale contattare il nostro ufficio tecnico


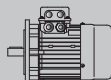

(*) If you want special key, please call our Technical Service




MRDV	PAM IEC	N	M	P	D											
					7.5	10	15	20	25	30	40	50	60	80	100	
025	56B14	50	65	80	9	9	9	9		9	9	9	9			
030	63B5	95	115	140	11	11	11	11	11	11	11	11				
	63B14	60	75	90												
	56B5	80	100	120	9	9	9	9	9	9	9	9	9	9		
	56B14	50	65	80												
040	71B5	110	130	160	14	14	14	14	14	14	14					
	71B14	70	85	105												
	63B5	95	115	140	11	11	11	11	11	11	11	11	11	11	11	11
	63B14	60	75	90												
	56B5	80	100	120								9	9	9	9	
050	80B5	130	165	200	19	19	19	19	19	19						
	80B14	80	100	120												
	71B5	110	130	160	14	14	14	14	14	14	14	14	14	14		
	71B14	70	85	105												
	63B5	95	115	140							11	11	11	11	11	
063	90B5	130	165	200	24	24	24	24	24	24						
	90B14	95	115	140												
	80B5	130	165	200	19	19	19	19	19	19	19	19	19			
	80B14	80	100	120												
	71B5	110	130	160												
	71B14	70	85	105							14	14	14	14	14	
075	100/112B5	180	215	250	28	28	28									
	100/112B14	110	130	160												
	90B5	130	165	200	24	24	24	24	24	24						
	90B14	95	115	140												
	80B5	130	165	200				19	19	19	19	19	19	19	19	19
	80B14	80	100	120												
	71B5	110	130	160								14	14	14	14	14
090	100/112B5	180	215	250	28	28	28	28	28	28						
	100/112B14	110	130	160												
	90B5	130	165	200	24	24	24	24	24	24	24	24	24			
	90B14	95	115	140												
	80B5	130	165	200							19	19	19	19	19	19
	80B14	80	100	120												
110	132B5	230	265	300	38*	38*	38*	38*								
	100/112B5	180	215	250	28	28	28	28	28	28	28	28	28			
	90B5	130	165	200					24	24	24	24	24	24	24	24
	80B5	130	165	200											19	19
130	132B5	230	265	300	38*	38*	38*	38*	38*	38*	38*					
	100/112B5	180	215	250					28	28	28	28	28	28	28	28
	90B5	130	165	200											24	24


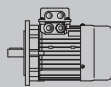

PRESTAZIONI - PERFORMANCE PARAMETER

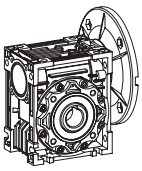


P_1 [kW]	n_2 [min ⁻¹]	M_2 [Nm]	i	Fr_2 [N]	fs				
0.09	3.5	107	400	4840	1.2	MRDV030+050	5624	72	
	2.8	123	500	4840	1				
	2.3	159	600	4840	0.9				
	1.9	185	750	4840	0.8				
	1.6	212	900	4840	0.7				
	1.6	200	900	6270	1	MRDV030+063	5624	72	
	1.2	263	1200	6270	0.9				
	0.93	305	1500	6270	0.7				
	0.9	360	1500	7380	1.1	MRDV040+075	5624	73	
	0.78	404	1800	7380	1				
	0.58	496	2400	7380	0.7				
	0.5	609	3000	8180	0.9	MRDV040+090	5624	73	
	0.35	548	4000	8180	0.8				
	0.12	373.3	2.7	7.5	399	3	MRDV025	5622	58
		280	3.5	10	439	2.6			
186.7		5	15	503	1.8				
140		6.5	20	553	1.4				
93.3		9	30	633	1				
70		11	40	697	0.8				
186.7		5.2	7.5	683	3.4	MRDV030	6314	59	
140		6.7	10	752	2.7				
93.3		9.5	15	861	1.9				
70		12	20	948	1.5				
56		14	25	1021	1.5				
46.7		16	30	1085	1.3				
35		19	40	1194	0.9				
28		23	50	1286	0.8				
46.7		17	30	2087	2.6	MRDV040	6314	60	
35		21	40	2298	1.9				
28		25	50	2475	1.5				
23.3		28	60	2630	1.3				
17.5		34	80	2895	1				
14		38	100	3118	0.8				
18.7		42	75	2833	1.2	PC063+MRDV040	6314	67	
15.6		46	90	3011	1.2				
11.7		57	120	3314	0.9				
9.3		66	150	3490	0.7				
7.8		74	180	3490	0.6				
23.3		29	60	3610	2.3	MRDV050	6314	61	
17.5		35	80	3973	1.9				
14		40	100	4280	1.4				


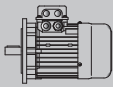

PRESTAZIONI - PERFORMANCE PARAMETER




P_1 [kW]	n_2 [min ⁻¹]	M_2 [Nm]	i	Fr_2 [N]	fs			
0.18	35	32	40	2298	1.3	MRDV040	6324	60
	28	38	50	2475	1			
	23.3	43	60	2630	0.8			
	45	29	20	2113	1.5	MRDV040	7116	60
	36	34	25	2276	1.3			
	30	38	30	2419	1.3			
	22.5	47	40	2662	1			
	18.7	64	75	2833	0.8	PC063+MRDV040	6324	67
	15.6	70	90	3011	0.8			
	11.7	85	120	3314	0.6			
	46.7	24	60	2865	2.1	MRDV050	6312	61
	35	30	80	3153	1.5			
	28	34	100	3397	1.2			
	35	33	40	3153	2.3	MRDV050	6324	61
	28	39	50	3397	1.9			
	23.3	43	60	3610	1.6			
	17.5	52	80	3973	1.2			
	14	60	100	4280	0.9			
18	56	50	3936	1.4	MRDV050	7116	61	
15	63	60	4183	1.1				
11.3	75	80	4604	0.9				
18.7	64	75	3889	1.4	PC063+MRDV050	6324	67	
15.6	71	90	4132	1.5				
11.7	87	120	4548	1.1				
9.3	101	150	4840	0.9				
7.8	113	180	4840	0.7				
5.8	133	240	4840	0.6				
12	95	75	4506	1.2	PC071+MRDV050	7116	68	
10	105	90	4788	1.4				
7.5	126	120	4840	1				
15	66	60	5467	2.1	MRDV063	7116	62	
11.3	79	80	6018	1.6				
9	90	100	6270	1.4				
9.3	103	150	6270	1.7	PC063+MRDV063	6324	68	
7.8	117	180	6270	1.4				
5.8	139	240	6270	1				
4.7	155	300	6270	0.8				


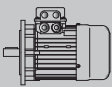



PRESTAZIONI - PERFORMANCE PARAMETER


P_1 [kW]	n_2 [min ⁻¹]	M_2 [Nm]	i	Fr_2 [N]	fs				
0.18	12	97	75	5889	2.2	PC071+MRDV063	7116	68	
	10	107	90	6259	2.4				
	7.5	131	120	6270	1.8				
	6	152	150	6270	1.4				
	5	168	180	6270	1.2				
	3.8	197	240	6270	0.9				
	3	218	300	6270	0.7				
	3.5	222	400	6270	1	MRDV030+063	6324	72	
	2.8	257	500	6270	0.8				
	5	179	180	7380	1.7	PC071+MRDV075	7116	69	
	3.8	211	240	7380	1.2				
	3	235	300	7380	1				
	2.3	362	600	7380	1.1	MRDV040+075	6324	73	
	1.9	435	750	7380	0.9				
	1.6	487	900	7380	0.8				
	1.2	629	1200	8180	1	MRDV040+090	6324	73	
	0.93	735	1500	8180	0.8				
	0.8	861	1800	10320	1.5	MRDV050+110	6324	73	
	0.58	1113	2400	10320	1.1				
	0.25	373.3	5.6	7.5	542	2.3	MRDV030	6322	59
		280	7.2	10	597	1.8			
186.7		10	15	683	1.3				
140		13	20	752	0.9				
112		16	25	810	1				
93.3		18	30	861	0.8				
186.7		11	7.5	1315	3.6	MRDV040	7114	60	
140		14	10	1447	2.8				
93.3		21	15	1657	1.9				
70		27	20	1824	1.5				
56		32	25	1964	1.2				
46.7		36	30	2087	1.3				
35		44	40	2298	0.9				
120		17	7.5	1524	2.6	MRDV040	7126	60	
90		22	10	1677	2				
60		31	15	1920	1.4				
45		40	20	2113	1.1				
36		48	25	2276	0.9				
30		53	30	2419	0.9				
35		42	80	3153	1.1	MRDV050	6322	61	
28		48	100	3397	0.8				


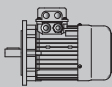

PRESTAZIONI - PERFORMANCE PARAMETER




P_1 [kW]	n_2 [min ⁻¹]	M_2 [Nm]	i	Fr_2 [N]	f_s			
0.25	70	27	20	2503	2.7	MRDV050	7114	61
	56	32	25	2696	2.2			
	46.7	37	30	2865	2.3			
	35	46	40	3153	1.7			
	28	54	50	3397	1.4			
	23.3	60	60	3610	1.1			
	17.5	72	80	3973	0.9			
	45	40	20	2900	1.9	MRDV050	7126	61
	36	48	25	3124	1.5			
	30	54	30	3320	1.7			
	22.5	67	40	3654	1.2			
	18	78	50	3936	1			
	15	88	60	4183	0.8			
	18.7	88	75	3889	1	PC071+MRDV050	7114	68
	15.6	98	90	4132	1.1			
	11.7	121	120	4548	0.8			
	28	56	50	4440	2.4	MRDV063	7114	62
	23.3	63	60	4719	2			
	17.5	78	80	5193	1.6			
	14	87	100	5595	1.4			
	18	81	50	5145	1.8	MRDV063	7126	62
	15	92	60	5467	1.5			
	11.3	110	80	6018	1.2			
	9	125	100	6270	1			
	18.7	91	75	5083	1.8	PC071+MRDV063	7114	68
	15.6	100	90	5401	2			
	11.7	125	120	5945	1.5			
	9.3	143	150	6270	1.2			
	7.8	163	180	6270	1			
	5.8	192	240	6270	0.7			
	4.7	215	300	6270	0.6			
	12	135	75	5889	1.6			
	10	148	90	6259	1.8	PC071+MRDV063	7126	68
	7.5	181	120	6270	1.3			
	6	211	150	6270	1			
	7	159	400	6270	1.4			
	5.6	185	500	6270	1.2	MRDV030+063	6322	72
	17.5	82	80	6130	2.3			
	14	94	100	6603	1.9	MRDV075	7114	63


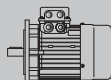

PRESTAZIONI - PERFORMANCE PARAMETER




P_1 [kW]	n_2 [min ⁻¹]	M_2 [Nm]	i	Fr_2 [N]	fs			
0.37	112	25	25	2140	2	MRDV050	7112	61
	93.3	29	30	2274	2.2			
	70	37	40	2503	1.6			
	56	44	50	2696	1.2			
	46.7	50	60	2865	1	MRDV050	7112	61
	35	62	80	3153	0.7			
	140	22	10	1987	3.3	MRDV050	7124	61
	93.3	31	15	2274	2.4			
	70	40	20	2503	1.8			
	56	48	25	2696	1.5			
	46.7	55	30	2865	1.5			
	35	68	40	3153	1.1			
	28	80	50	3397	0.9	MRDV050	7124	61
	23.3	89	60	3610	0.8			
	120	25	7.5	2091	3.3	MRDV050	8016	61
	90	33	10	2302	2.5			
	60	47	15	2635	1.8			
	45	60	20	2900	1.3			
	36	72	25	3124	1			
	30	80	30	3320	1.1			
35	71	40	4122	2.1	MRDV063	7124	62	
28	83	50	4440	1.6				
23.3	94	60	4719	1.4				
17.5	115	80	5193	1.1				
14	129	100	5595	0.9				
45	60	20	3791	2.4	MRDV063	8016	62	
36	74	25	4084	1.9				
30	82	30	4339	2.1				
22.5	102	40	4776	1.6				
18	120	50	5145	1.2				
15	137	60	5467	1				
18.7	134	75	5083	1.2	PC071+MRDV063	7124	68	
15.6	148	90	5401	1.4				
11.7	185	120	5945	1				
9.3	212	150	6270	0.8				
9.3	181	300	6270	1.3	MRDV030+063	7112	72	
7	236	400	6270	1				
23.3	98	60	5569	2	MRDV075	7124	63	
17.5	121	80	6130	1.6				
14	139	100	6603	1.3				


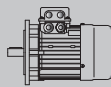

PRESTAZIONI - PERFORMANCE PARAMETER




P_1 [kW]	n_2 [min ⁻¹]	M_2 [Nm]	i	Fr_2 [N]	f_s			
0.55	140	31	20	1987	1.7	MRDV050	7122	61
	112	38	25	2140	1.4			
	93.3	43	30	2274	1.5			
	70	55	40	2503	1.1			
	56	65	50	2696	0.8			
	46.7	74	60	2865	0.7			
186.7	25	7.5	1805	2.9	MRDV050	8014	61	
140	32	10	1987	2.2	MRDV050	8014	61	
93.3	46	15	2274	1.6				
70	59	20	2503	1.2				
56	71	25	2696	1				
46.7	81	30	2865	1				
120	38	7.5	2091	2.2				MRDV050
90	49	10	2302	1.7				
60	69	15	2635	1.2				
45	89	20	2900	0.9				
70	56	40	3272	1.9	MRDV063	7122	62	
56	67	50	3524	1.5				
46.7	77	60	3745	1.2				
35	95	80	4122	0.9				
28	109	100	4440	0.7				
70	61	20	3272	2.2				MRDV063
56	73	25	3524	1.8				
46.7	83	30	3745	1.9				
35	105	40	4122	1.4				
28	124	50	4440	1.1				
23.3	140	60	4719	0.9				
60	71	15	3444	2.2	MRDV063	8026	62	
45	90	20	3791	1.6				
36	109	25	4084	1.3				
30	123	30	4339	1.4				
22.5	152	40	4776	1.1				
35	99	80	4865	1.3	MRDV075	7122	63	
28	114	100	5241	1				
35	108	40	4865	2	MRDV075	8014	63	
28	129	50	5241	1.6				
23.3	146	60	5569	1.4				
17.5	180	80	6130	1.1				
14	206	100	6603	0.9				


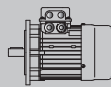

PRESTAZIONI - PERFORMANCE PARAMETER



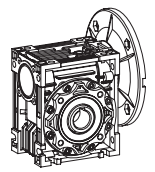
P_1 [kW]	n_2 [min ⁻¹]	M_2 [Nm]	i	Fr_2 [N]	fs			
0.55	4.7	639	300	10320	2	MRDV050+110	8014	73
	3.5	826	400	10320	1.4			
	2.8	984	500	10320	1.1			
	2.3	1181	600	10320	1			
	1.9	1411	750	10320	0.9			
	3.8	756	240	13500	1.6	PC080+MRDV130	8026	70
	3	858	300	13500	1.3			
	2.8	996	500	13500	1.6	MRDV063+130	8014	74
	1.9	1471	750	13500	1.2			
	1.2	2132	1200	13500	0.8			
0.75	373.3	17	7.5	1433	3	MRDV050	8012	61
	280	23	10	1577	2.4			
	186.7	33	15	1805	1.7			
	140	42	20	1987	1.3			
	112	51	25	2140	1			
	93.3	58	30	2274	1.1			
	186.7	34	7.5	1805	2.1	MRDV050	8024	61
	140	44	10	1987	1.6			
	93.3	63	15	2274	1.2			
	70	81	20	2503	0.9			
	140	43	20	2597	2.3	MRDV063	8012	62
	112	52	25	2797	1.8			
	93.3	60	30	2973	2			
	70	77	40	3272	1.4			
	56	91	50	3524	1.1			
	46.7	104	60	3745	0.9			
	93.3	64	15	2973	2.2			
	70	83	20	3272	1.6			
	56	100	25	3524	1.3			
	46.7	114	30	3745	1.4			
	35	143	40	4122	1			
	120	52	7.5	2734	2.9	MRDV063	90S6	62
	90	68	10	3009	2.3			
	60	97	15	3444	1.6			
	45	123	20	3791	1.2			
	36	149	25	4084	0.9			
	30	167	30	4339	1			
	46.7	109	60	4421	1.3	MRDV075	8012	63
	28	156	100	5241	0.8			


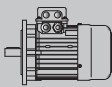

PRESTAZIONI - PERFORMANCE PARAMETER



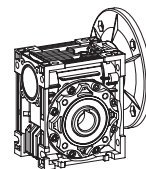
P_1 [kW]	n_2 [min ⁻¹]	M_2 [Nm]	i	Fr_2 [N]	f_s			
0.75	12.4	393	73	9614	3.2	PC090+MRDV110	90S6	71
	9.3	508	96.8	10320	2.3			
	7.4	607	121	10320	1.8			
	6.2	682	145.2	10320	1.5			
	4.6	832	193.6	10320	1			
	9.3	446	300	10320	2.8	MRDV050+110	8012	74
	7	563	400	10320	2.1			
	5.6	687	500	10320	1.6			
	4.7	871	300	10320	1.5	MRDV050+110	8024	74
	3.5	1126	400	10320	1.1			
	11.3	407	80	12989	2.1	MRDV130	90S6	67
	9	470	100	13500	1.7			
	5.8	712	240	13500	1.4	PC080+MRDV130	8024	71
	4.7	813	300	13500	1.1			
	12.4	399	73	12575	4.4	PC090+MRDV130	90S6	71
	9.3	508	96.8	13500	3.2			
	7.4	607	121	13500	2.6			
	6.2	682	145.2	13500	2.1			
	4.6	832	193.6	13500	1.5			
	3.7	944	242	13500	1.2			
2.8	1358	500	13500	1.1	MRDV063+130	8024	75	
2.3	1631	600	13500	1				
1.9	2005	750	13500	0.9				
1.6	2283	900	13500	0.8				
1.1	373.3	25	7.5	1433	2.1	MRDV050	8022	62
	280	33	10	1577	1.6			
	186.7	48	15	1805	1.2			
	140	62	20	1987	0.9			
	186.7	48	15	2359	2.1	MRDV063	8022	63
	140	63	20	2597	1.6			
	112	77	25	2797	1.2			
	93.3	88	30	2973	1.4			
	70	113	40	3272	1			
	120	76	7.5	2734	2	MRDV063	90L6	63
	90	99	10	3009	1.5			
	60	142	15	3444	1.1			
	45	180	20	3791	0.8			

PRESTAZIONI - PERFORMANCE PARAMETER

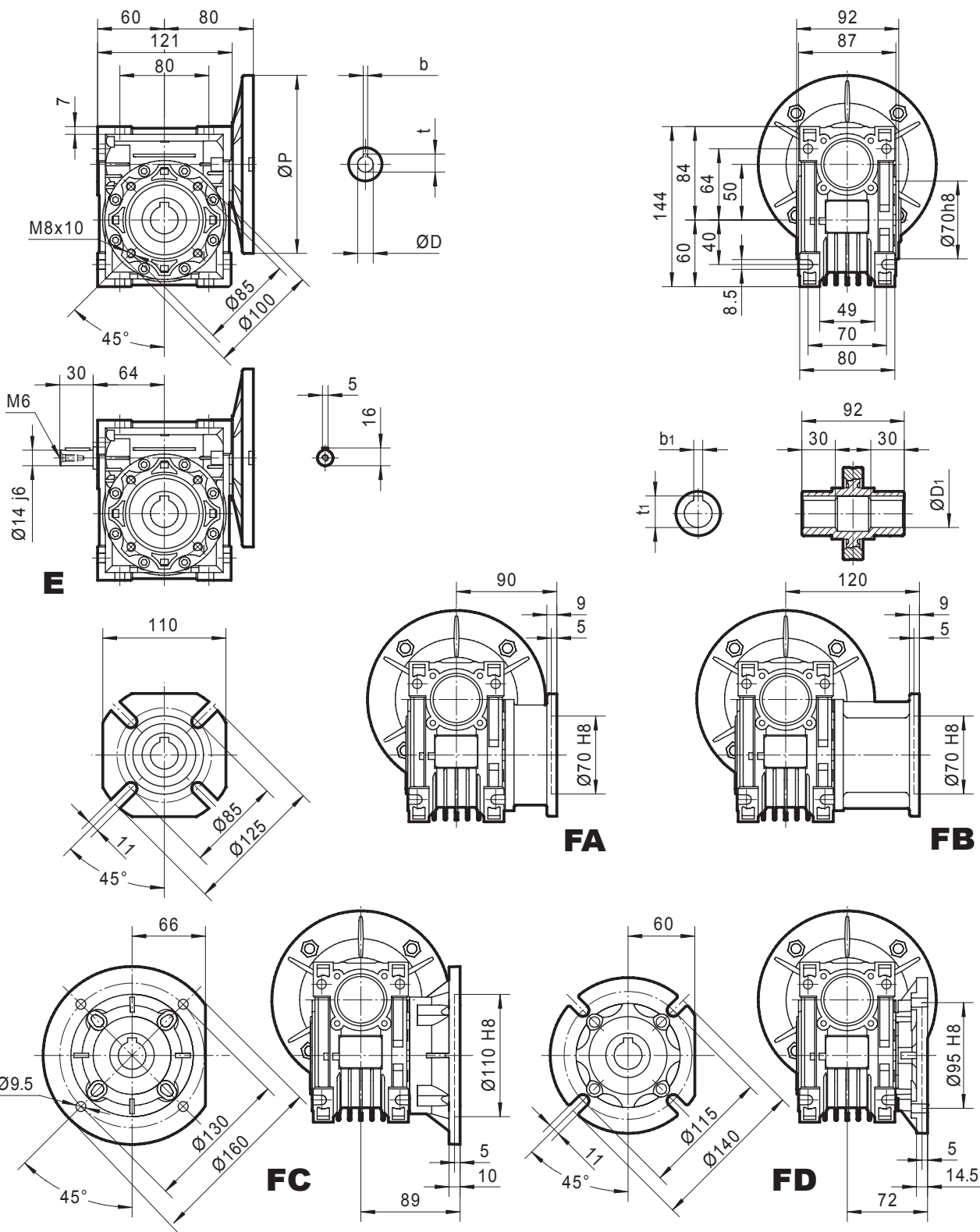


P_1 [kW]	n_2 [min ⁻¹]	M_2 [Nm]	i	Fr_2 [N]	f_s			
1.1	12.4	576	73	9614	2.2	PC090+MRDV110	90L6	70
	9.3	746	96.8	10320	1.6			
	7.4	890	121	10320	1.2			
	6.2	1000	145.2	10320	1			
	19.3	392	73	8298	2.5	PC090+MRDV110	90S4	70
	14.5	508	96.8	9133	1.8			
	11.6	599	121	9838	1.5			
	9.6	686	145.2	10320	1.1			
	7.2	828	193.6	10320	0.8			
	9.3	654	300	10320	1.9	MRDV050+110	8022	73
	7	845	400	10320	1.4			
	5.6	1007	500	10320	1.1			
	11.3	598	80	12989	1.4	MRDV130	90L6	66
	9	689	100	13500	1.1			
	17.5	408	80	11210	2.1	MRDV130	90S4	66
	14	480	100	12076	1.5			
	12.4	585	73	12575	3	PC090+MRDV130	90L6	70
	9.3	746	96.8	13500	2.2			
	7.4	890	121	13500	1.7			
	6.2	1000	145.2	13500	1.4			
4.6	1220	193.6	13500	1				
19.3	398	73	10853	3.5	PC090+MRDV130	90S4	70	
14.5	508	96.8	11945	2.6				
11.6	608	121	12868	2				
9.6	686	145.2	13500	1.6				
7.2	843	193.6	13500	1.2				
5.8	962	242	13500	0.9				
4.7	1312	300	13500	1.3	MRDV063+130	90S4	74	
3.5	1671	400	13500	1				
2.8	1991	500	13500	0.8				
1.5	373.3	35	7.5	1433	1.5	MRDV050	80C2	61
	280	45	10	1577	1.2			
	186.7	65	15	1805	0.9			
	186.7	68	7.5	2359	1.9	MRDV063	90L4	62
	140	89	10	2597	1.5			
	93.3	127	15	2973	1.1	MRDV063	90L4	62
	70	166	20	3272	0.8			

DIMENSIONI MRDV - MRDV SERIES DIMENSIONS



MRDV **050**



Peso senza motore ≈ 3.5 kg Weight without motor ≈ 3.5 kg

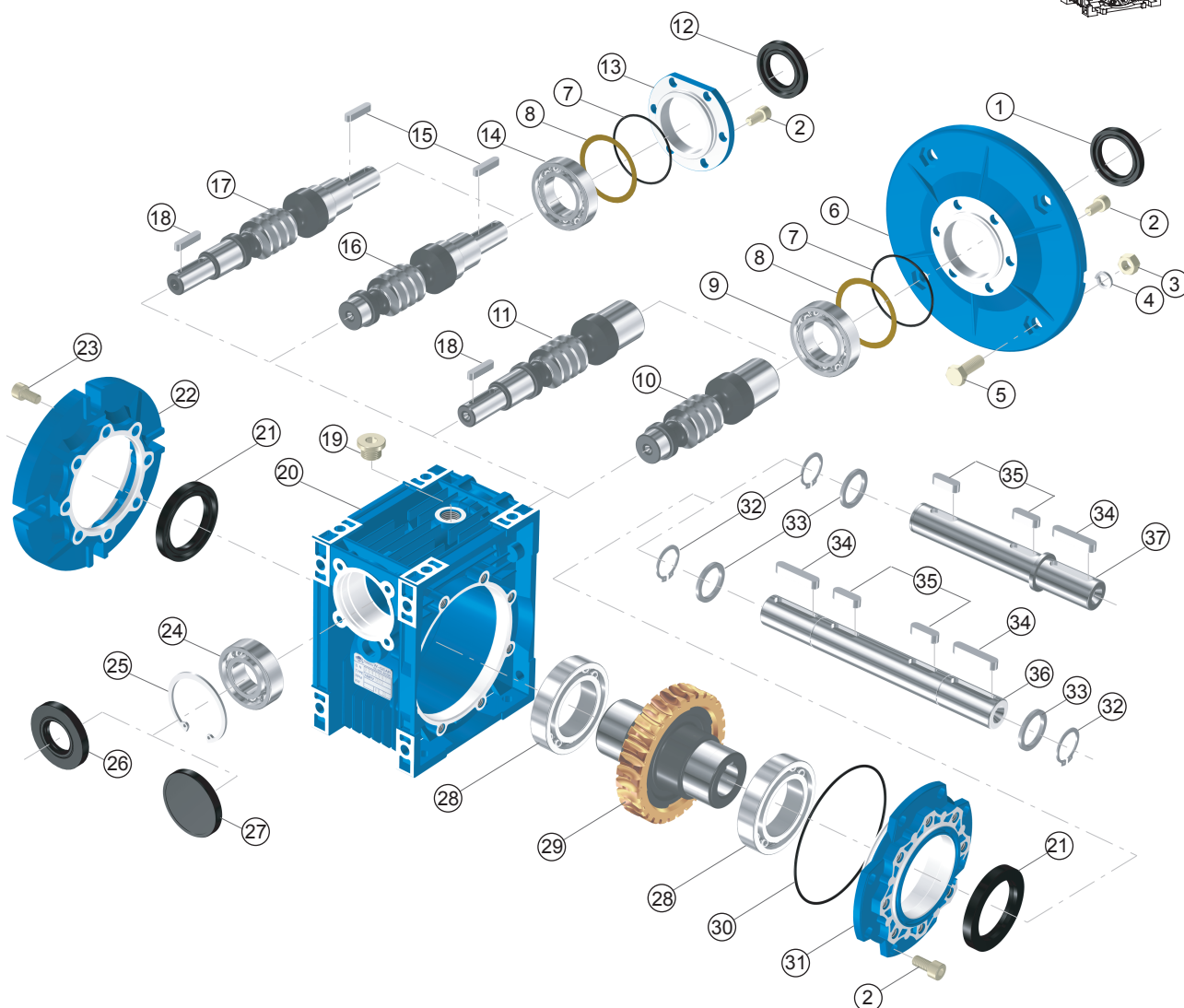

Per i dati dei motori (P, D, b, t), riferirsi alla tab. pag. 78

For the dimensions concerning the motor connection area (P, D, b, t) please refer to the table shown at page 78.

ØD1 H8	b1	t1
Ø25	8	28.3
Ø24*	8*	27.3*

(*) Modello non standard
(*) Nonstandard model

Esplso e parti di ricambio - EXPLODED VIEW & NAME OF PARTS



- 1. Anello di tenuta** - oil seal
- 2. Vite** - inner hex screw
- 3. Dado** - nut
- 4. Rondella** - spring washer
- 5. Bullone** - hex screw
- 6. Flangia in ingresso** - input flange
- 7. O-Ring** - O-Ring
- 8. Distanziale** - adjust spacer
- 9. Cuscinetto** - bearing
- 10. Vite forata in ingresso** - hole input worm
- 11. Vite cilindrica in ingresso e albero maschio** - hole input and shaft & output worm
- 12. Anello di tenuta** - oil seal
- 13. Coperchio in ingresso** - input cover
- 14. Cuscinetto** - Bearing
- 15. Chiavetta** - key
- 16. Albero in ingresso** - shaft input worm
- 17. Albero in ingresso e vite in uscita** - shaft input and shaft output worm
- 18. Chiavetta** - key

- 19. Tappo per olio** - oil plug
- 20. Carcassa** - casing
- 21. Anello di tenuta** - oil seal
- 22. Flangia in uscita** - output flange
- 23. Bullone** - inner hex screw
- 24. Cuscinetto** - bearing
- 25. Seeger** - hole-circlip
- 26. Anello di tenuta** - oil seal
- 27. Coperchio** - cover
- 28. Cuscinetto** - bearing
- 29. Vite** - worm wheel
- 30. O-Ring** - O-Ring
- 31. Coperchio in uscita** - output cover
- 32. Seeger albero** - shaft-circlip
- 33. Distanziale** - spacer
- 34. Chiavetta** - key
- 35. Chiavetta** - key
- 36. Albero bisporgente in uscita** - double output shaft
- 37. Albero sporgente in uscita** - single output shaft