

- SERIE MRDV -


Riduttori a Vite Senza Fine -

MRDV Series Worm-Gear Speed Reducers




ELLE.GI SRL

Organi di Trasmissione



PARAMETRI Mesh parameter

	i	7.5	10	15	20	25	30	40	50	60	80	100
MRDV025	Z ₁	4	3	2	2	2	1	1	1	1		
	M _n	1.3	1.3	1.3	0.995	0.8	1.3	0.995	0.8	0.67		
	γ	25°18'	19°31'	13°18'	11°02'	9°05'	6°44'	5°34'	4°34'	3°55'		
	η _d (1400)	0.85	0.83	0.79	0.75	0.71	0.67	0.62	0.58	0.55		
	η _s	0.71	0.68	0.61	0.56	0.5	0.46	0.41	0.36	0.34		
MRDV030	Z ₁	4	3	2	2	1	1	1	1	1	1	
	M _n	1.44	1.44	1.44	1.1	1.7	1.44	1.1	0.89	0.74	0.56	
	γ	18°55'	14°25'	9°44'	7°50'	5°33'	4°54'	3°55'	3°17'	2°43'	2°07'	
	η _d (1400)	0.85	0.82	0.77	0.73	0.68	0.65	0.59	0.55	0.51	0.44	
	η _s	0.67	0.63	0.55	0.5	0.43	0.39	0.35	0.31	0.27	0.23	
MRDV040	Z ₁	4	3	2	2	2	1	1	1	1	1	1
	M _n	2.05	2.05	2.05	1.56	1.27	2.05	1.56	1.27	1.06	0.8	0.65
	γ	23°54'	18°23'	12°30'	10°03'	8°45'	6°19'	5°04'	4°24'	3°42'	2°52'	2°29'
	η _d (1400)	0.87	0.85	0.82	0.78	0.75	0.7	0.65	0.62	0.58	0.52	0.47
	η _s	0.71	0.67	0.6	0.55	0.51	0.45	0.4	0.36	0.32	0.28	0.24
MRDV050	Z ₁	4	3	2	2	2	1	1	1	1	1	1
	M _n	2.56	2.56	2.56	1.95	1.58	2.56	1.95	1.58	1.32	1	0.8
	γ	23°49'	18°19'	12°27'	10°03'	8°33'	6°18'	5°04'	4°18'	3°38'	2°52'	2°17'
	η _d (1400)	0.88	0.86	0.82	0.79	0.76	0.72	0.67	0.63	0.59	0.53	0.49
	η _s	0.7	0.66	0.59	0.55	0.51	0.44	0.39	0.35	0.32	0.27	0.23
MRDV063	Z ₁	4	3	2	2	2	1	1	1	1	1	1
	M _n	3.25	3.25	3.25	2.48	2	3.25	2.48	2	1.68	1.27	1.02
	γ	24°31'	18°53'	12°51'	10°29'	8°45'	6°30'	5°17'	4°24'	3°49'	2°59'	2°26'
	η _d (1400)	0.88	0.87	0.83	0.81	0.78	0.74	0.7	0.66	0.62	0.57	0.51
	η _s	0.71	0.67	0.6	0.55	0.51	0.45	0.4	0.36	0.33	0.28	0.24
MRDV075	Z ₁	4	3	2	2	2	1	1	1	1	1	1
	M _n	3.95	3.95	3.95	3	2.42	3.95	3	2.42	2.03	1.54	1.24
	γ	26°38'	20°37'	14°05'	11°19'	9°29'	7°09'	5°43'	4°46'	4°01'	3°17'	2°44'
	η _d (1400)	0.89	0.88	0.85	0.82	0.8	0.76	0.72	0.69	0.65	0.6	0.55
	η _s	0.71	0.68	0.61	0.57	0.53	0.46	0.42	0.38	0.35	0.29	0.26
MRDV090	Z ₁	4	3	2	2	2	1	1	1	1	1	1
	M _n	4.84	4.84	4.84	3.69	2.98	4.84	3.69	2.98	2.5	1.89	1.52
	γ	29°05'	22°39'	15°33'	12°50'	10°53'	7°55'	6°30'	5°29'	4°46'	3°45'	3°06'
	η _d (1400)	0.9	0.89	0.86	0.84	0.82	0.78	0.75	0.72	0.69	0.63	0.59
	η _s	0.73	0.7	0.64	0.6	0.56	0.49	0.45	0.41	0.38	0.32	0.28
MRDV110	Z ₁	4	3	2	2	2	1	1	1	1	1	1
	M _n	5,875	5,875	5,875	4.62	3.73	5,875	4.62	3.73	3.13	2.37	1.91
	γ	28°15'	21°57'	15°02'	14°42'	12°33'	7°39'	7°29'	6°21'	5°33'	4°27'	3°46'
	η _d (1400)	0.9	0.89	0.86	0.85	0.84	0.79	0.78	0.75	0.72	0.67	0.63
	η _s	0.72	0.69	0.63	0.62	0.59	0.48	0.48	0.44	0.41	0.36	0.32
MRDV130	Z ₁	4	3	2	2	2	1	1	1	1	1	1
	M _n	6.97	6.97	6.97	5.4	4.37	6.97	5.4	4.37	3.67	2.77	2.23
	γ	28°43'	22°20'	15°19'	13°47'	11°54'	7°48'	7°00'	6°01'	5°16'	4°07'	3°27'
	η _d (1400)	0.91	0.89	0.87	0.86	0.84	0.8	0.78	0.75	0.72	0.68	0.64
	η _s	0.72	0.69	0.63	0.61	0.58	0.49	0.46	0.43	0.39	0.34	0.3

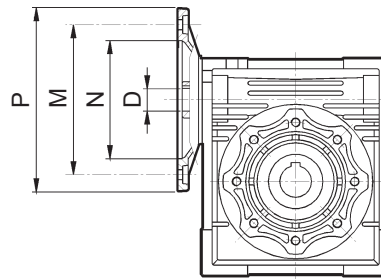


DATI TECNICI - TECHNICAL DATA

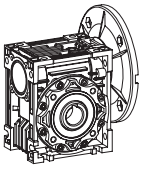
PREDISPOSIZIONI - Predisposition

(*) Per un ingresso con motore speciale contattare il nostro ufficio tecnico


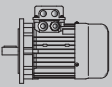

(*) If you want special key, please call our Technical Service

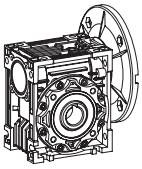


MRDV	PAM IEC	N	M	P	D											
					7.5	10	15	20	25	30	40	50	60	80	100	
025	56B14	50	65	80	9	9	9	9		9	9	9	9			
030	63B5	95	115	140	11	11	11	11	11	11	11	11				
	63B14	60	75	90												
	56B5	80	100	120	9	9	9	9	9	9	9	9	9	9		
	56B14	50	65	80												
040	71B5	110	130	160	14	14	14	14	14	14	14					
	71B14	70	85	105												
	63B5	95	115	140	11	11	11	11	11	11	11	11	11	11	11	11
	63B14	60	75	90												
	56B5	80	100	120								9	9	9	9	
050	80B5	130	165	200	19	19	19	19	19	19						
	80B14	80	100	120												
	71B5	110	130	160	14	14	14	14	14	14	14	14	14	14		
	71B14	70	85	105												
	63B5	95	115	140							11	11	11	11	11	
063	90B5	130	165	200	24	24	24	24	24	24						
	90B14	95	115	140												
	80B5	130	165	200	19	19	19	19	19	19	19	19	19			
	80B14	80	100	120												
	71B5	110	130	160												
	71B14	70	85	105							14	14	14	14	14	
075	100/112B5	180	215	250	28	28	28									
	100/112B14	110	130	160												
	90B5	130	165	200	24	24	24	24	24	24						
	90B14	95	115	140												
	80B5	130	165	200				19	19	19	19	19	19	19	19	19
	80B14	80	100	120												
	71B5	110	130	160								14	14	14	14	14
090	100/112B5	180	215	250	28	28	28	28	28	28						
	100/112B14	110	130	160												
	90B5	130	165	200	24	24	24	24	24	24	24	24	24			
	90B14	95	115	140												
	80B5	130	165	200							19	19	19	19	19	19
	80B14	80	100	120												
110	132B5	230	265	300	38*	38*	38*	38*								
	100/112B5	180	215	250	28	28	28	28	28	28	28	28	28			
	90B5	130	165	200					24	24	24	24	24	24	24	24
	80B5	130	165	200											19	19
130	132B5	230	265	300	38*	38*	38*	38*	38*	38*	38*					
	100/112B5	180	215	250					28	28	28	28	28	28	28	28
	90B5	130	165	200											24	24


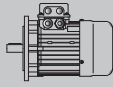



PRESTAZIONI - PERFORMANCE PARAMETER


P_1 [kW]	n_2 [min ⁻¹]	M_2 [Nm]	i	Fr_2 [N]	fs			
0.06	186.7	2.6	7.5	503	4.2	MRDV025	5614	58
	140	3.4	10	553	3.5			
	93.3	4.9	15	633	2.5			
	70	6.1	20	697	2			
	46.7	8.2	30	798	1.6			
	35	10	40	878	1.3			
	28	12	50	946	0.9			
	23.3	14	60	1006	0.7			
	186.7	2.6	7.5	683	6.9	MRDV030	5614	59
	140	3.4	10	752	5.4			
	93.3	4.7	15	861	3.8			
	70	6	20	948	3			
	56	7	25	1021	3			
	46.7	8	30	1085	2.5			
	35	9.7	40	1194	1.9			
	28	11	50	1286	1.5			
	23.3	13	60	1367	1.3			
	17.5	14	80	1504	0.9			
	14	25	100	1620	1.3	MRDV025+030	5614	71
	9.3	32	150	1830	0.9			
	7	41	200	1830	0.7			
	5.6	44	250	1830	0.8			
	4.7	59	300	3490	1.2	MRDV025+040	5614	71
	3.5	71	400	3490	0.9			
	2.8	82	500	3490	0.7			
	2.3	101	600	3490	0.6			
	1.9	116	750	3490	0.5			
	1.6	143	900	3490	0.5			
	1.2	171	1200	3490	0.4			
	0.9	197	1500	3490	0.3			
	0.8	217	1800	3490	0.3			
	0.6	268	2400	3490	0.2			
	0.5	324	3000	3490	0.2			
	0.4	294	4000	3490	0.1			
0.3	356	5000	3490	0.1				
	4.7	57	300	3490	1.3	MRDV030+040	5614	72
	3.5	70	400	3490	0.9			
	2.8	96	500	3490	0.6			
	2.3	104	600	3490	0.7			
	1.9	121	750	3490	0.6	MRDV030+040	5614	72
	1.6	139	900	3490	0.5			
	1.2	166	1200	3490	0.4			
	0.9	196	1500	3490	0.4			
	0.8	218	1800	3490	0.3			


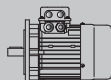



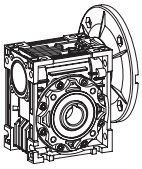
PRESTAZIONI - PERFORMANCE PARAMETER

P_1 [kW]	n_2 [min ⁻¹]	M_2 [Nm]	i	Fr_2 [N]	fs			
0.09	112	5.7	25	810	2.8	MRDV030	5612	59
	93.3	6.5	30	861	2.3			
	70	8.1	40	948	1.7			
	56	10	50	1021	1.4			
	46.7	11	60	1085	1.1			
	35	13	80	1194	0.9			
	186.7	3.9	7.5	683	4.6	MRDV030	5624	59
	140	5	10	752	3.6			
	93.3	7.1	15	861	2.5			
	70	9	20	948	2			
	56	10	25	1021	2			
	46.7	12	30	1085	1.7			
	35	14	40	1194	1.2			
	28	17	50	1286	1			
	23.3	19	60	1367	0.9			
	28	20	100	1286	1.6	MRDV025+030	5612	71
	18.7	25	150	1472	1.1			
	14	33	200	1620	0.9			
14	38	100	1620	0.8	MRDV025+030	5624	71	
9.3	49	150	1830	0.6				
7	62	200	1830	0.5				
5.6	66	250	1830	0.5				
4.7	75	300	1830	0.4				
3.5	107	400	1830	0.3				
2.8	115	500	1830	0.3				
2.3	135	600	1830	0.2				
1.9	151	750	1830	0.2				
1.6	178	900	1830	0.2				
1.2	212	1200	1830	0.1				
0.9	247	1500	1830	0.1				
0.78	304	1800	1830	0.1				
0.58	340	2400	1830	0.1				
0.47	405	3000	1830	0.1				
28	19	50	2475	2	MRDV040	5624	60	
23.3	21	60	2630	1.7				
17.5	26	80	2895	1.3				
14	29	100	3118	1				
9.3	45	300	3490	1.6	MRDV025+040	5612	71	
7	54	400	3490	1.2				
5.6	77	500	3490	0.8				
4.7	88	300	3490	0.8	MRDV030+040	5624	72	


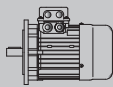

PRESTAZIONI - PERFORMANCE PARAMETER



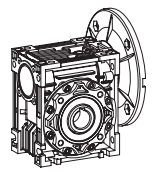
P_1 [kW]	n_2 [min ⁻¹]	M_2 [Nm]	i	Fr_2 [N]	fs				
0.09	3.5	107	400	4840	1.2	MRDV030+050	5624	72	
	2.8	123	500	4840	1				
	2.3	159	600	4840	0.9				
	1.9	185	750	4840	0.8				
	1.6	212	900	4840	0.7				
	1.6	200	900	6270	1	MRDV030+063	5624	72	
	1.2	263	1200	6270	0.9				
	0.93	305	1500	6270	0.7				
	0.9	360	1500	7380	1.1	MRDV040+075	5624	73	
	0.78	404	1800	7380	1				
	0.58	496	2400	7380	0.7				
	0.5	609	3000	8180	0.9	MRDV040+090	5624	73	
	0.35	548	4000	8180	0.8				
	0.12	373.3	2.7	7.5	399	3	MRDV025	5622	58
		280	3.5	10	439	2.6			
186.7		5	15	503	1.8				
140		6.5	20	553	1.4				
93.3		9	30	633	1				
70		11	40	697	0.8				
186.7		5.2	7.5	683	3.4	MRDV030	6314	59	
140		6.7	10	752	2.7				
93.3		9.5	15	861	1.9				
70		12	20	948	1.5				
56		14	25	1021	1.5				
46.7		16	30	1085	1.3				
35		19	40	1194	0.9				
28		23	50	1286	0.8				
46.7		17	30	2087	2.6	MRDV040	6314	60	
35		21	40	2298	1.9				
28		25	50	2475	1.5				
23.3		28	60	2630	1.3				
17.5		34	80	2895	1				
14		38	100	3118	0.8				
18.7		42	75	2833	1.2	PC063+MRDV040	6314	67	
15.6		46	90	3011	1.2				
11.7		57	120	3314	0.9				
9.3		66	150	3490	0.7				
7.8		74	180	3490	0.6				
23.3		29	60	3610	2.3	MRDV050	6314	61	
17.5		35	80	3973	1.9				
14		40	100	4280	1.4				


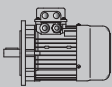



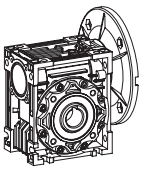
PRESTAZIONI - PERFORMANCE PARAMETER

P_1 [kW]	n_2 [min ⁻¹]	M_2 [Nm]	i	Fr_2 [N]	fs			
0.12	9.3	68	150	4840	1.3	PC063+MRDV050	6314	67
	7.8	75	180	4840	1.1			
	5.8	88	240	4840	0.8			
	4.7	98	300	4840	0.7			
	4.7	119	300	4840	1.2	MRDV030+050	6314	72
	3.5	142	400	4840	0.9			
	2.8	164	500	4840	0.7			
	5.8	92	240	6270	1.5	PC063+MRDV063	6314	68
	4.7	103	300	6270	1.2			
	2.8	171	500	6270	1.3	MRDV030+063	6314	72
	2.3	208	600	6270	1.1			
	1.9	241	750	6270	0.9			
	1.6	325	900	7380	1.2	MRDV040+075	6314	73
	1.2	399	1200	7380	0.9			
	0.8	547	1800	8180	0.9	MRDV040+090	6314	73
	0.58	695	2400	8180	0.9			
	0.5	884	3000	10320	1.2	MRDV050+110	6314	73
	0.35	784	4000	10320	1			
	0.28	928	5000	10320	0.8			
0.18	373.3	4	7.5	542	3.2	MRDV030	6312	59
	280	5.2	10	597	2.5			
	186.7	7.5	15	683	1.7			
	140	10	20	752	1.3			
	112	11	25	810	1.4			
	93.3	13	30	861	1.1			
	70	16	40	948	0.9			
	186.7	7.8	7.5	683	2.3	MRDV030	6324	59
	140	10	10	752	1.8			
	93.3	14	15	861	1.3			
	70	18	20	948	1			
	56	21	25	1021	1	MRDV030	6324	59
	46.7	24	30	1085	0.8			
	93.3	14	30	1657	2.4	MRDV040	6312	60
	70	18	40	1824	1.8			
	56	21	50	1964	1.4			
	70	19	20	1824	2	MRDV040	6324	60
	56	23	25	1964	1.7			
	46.7	26	30	2087	1.7			


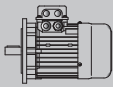

PRESTAZIONI - PERFORMANCE PARAMETER

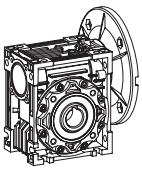


P_1 [kW]	n_2 [min ⁻¹]	M_2 [Nm]	i	Fr_2 [N]	f_s			
0.18	35	32	40	2298	1.3	MRDV040	6324	60
	28	38	50	2475	1			
	23.3	43	60	2630	0.8			
	45	29	20	2113	1.5	MRDV040	7116	60
	36	34	25	2276	1.3			
	30	38	30	2419	1.3			
	22.5	47	40	2662	1			
	18.7	64	75	2833	0.8	PC063+MRDV040	6324	67
	15.6	70	90	3011	0.8			
	11.7	85	120	3314	0.6			
	46.7	24	60	2865	2.1	MRDV050	6312	61
	35	30	80	3153	1.5			
	28	34	100	3397	1.2			
	35	33	40	3153	2.3	MRDV050	6324	61
	28	39	50	3397	1.9			
	23.3	43	60	3610	1.6			
	17.5	52	80	3973	1.2			
	14	60	100	4280	0.9			
18	56	50	3936	1.4	MRDV050	7116	61	
15	63	60	4183	1.1				
11.3	75	80	4604	0.9				
18.7	64	75	3889	1.4	PC063+MRDV050	6324	67	
15.6	71	90	4132	1.5				
11.7	87	120	4548	1.1				
9.3	101	150	4840	0.9				
7.8	113	180	4840	0.7				
5.8	133	240	4840	0.6				
12	95	75	4506	1.2	PC071+MRDV050	7116	68	
10	105	90	4788	1.4				
7.5	126	120	4840	1				
15	66	60	5467	2.1	MRDV063	7116	62	
11.3	79	80	6018	1.6				
9	90	100	6270	1.4				
9.3	103	150	6270	1.7	PC063+MRDV063	6324	68	
7.8	117	180	6270	1.4				
5.8	139	240	6270	1				
4.7	155	300	6270	0.8				


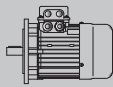



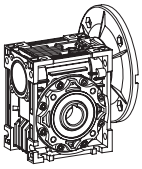
PRESTAZIONI - PERFORMANCE PARAMETER

P_1 [kW]	n_2 [min ⁻¹]	M_2 [Nm]	i	Fr_2 [N]	fs			
0.18	12	97	75	5889	2.2	PC071+MRDV063	7116	68
	10	107	90	6259	2.4			
	7.5	131	120	6270	1.8			
	6	152	150	6270	1.4			
	5	168	180	6270	1.2			
	3.8	197	240	6270	0.9			
	3	218	300	6270	0.7			
	3.5	222	400	6270	1	MRDV030+063	6324	72
	2.8	257	500	6270	0.8			
	5	179	180	7380	1.7	PC071+MRDV075	7116	69
	3.8	211	240	7380	1.2			
	3	235	300	7380	1			
	2.3	362	600	7380	1.1	MRDV040+075	6324	73
	1.9	435	750	7380	0.9			
1.6	487	900	7380	0.8				
1.2	629	1200	8180	1	MRDV040+090	6324	73	
0.93	735	1500	8180	0.8				
0.8	861	1800	10320	1.5	MRDV050+110	6324	73	
0.58	1113	2400	10320	1.1				
0.25	373.3	5.6	7.5	542	2.3	MRDV030	6322	59
	280	7.2	10	597	1.8			
	186.7	10	15	683	1.3			
	140	13	20	752	0.9			
	112	16	25	810	1			
	93.3	18	30	861	0.8			
	186.7	11	7.5	1315	3.6	MRDV040	7114	60
	140	14	10	1447	2.8			
	93.3	21	15	1657	1.9			
	70	27	20	1824	1.5			
	56	32	25	1964	1.2			
	46.7	36	30	2087	1.3			
	35	44	40	2298	0.9			
	120	17	7.5	1524	2.6	MRDV040	7126	60
	90	22	10	1677	2			
	60	31	15	1920	1.4			
	45	40	20	2113	1.1			
	36	48	25	2276	0.9			
	30	53	30	2419	0.9			
	35	42	80	3153	1.1	MRDV050	6322	61
	28	48	100	3397	0.8			


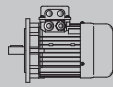



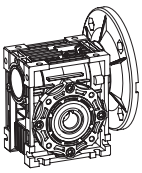
PRESTAZIONI - PERFORMANCE PARAMETER

P_1 [kW]	n_2 [min ⁻¹]	M_2 [Nm]	i	Fr_2 [N]	fs			
0.25	11.3	117	80	7103	1.7	MRDV075	7126	63
	9	133	100	7380	1.4			
	9.3	151	150	7380	1.7	PC071+MRDV075	7114	69
	7.8	172	180	7380	1.4			
	5.8	201	240	7380	1.1			
	4.7	230	300	7380	0.9			
	12	139	75	6952	2.4	PC071+MRDV075	7126	69
	10	155	90	7380	2.5			
	7.5	191	120	7380	1.9			
	6	219	150	7380	1.5			
	5	248	180	7380	1.2			
	3.5	336	400	7380	1.1			
	2.8	384	500	7380	0.8			
	5	263	180	8180	1.9	PC071+MRDV090	7126	69
	3.8	318	240	8180	1.4			
	3	358	300	8180	1.1			
	2.3	512	600	8180	1.2	MRDV040+090	7114	73
	1.9	598	750	8180	0.9			
	1.6	667	900	8180	0.8			
	1.2	943	1200	10320	1.3			
0.93	1064	1500	10320	1.2				
0.78	1195	1800	10320	1.1				
0.6	1624	2400	13500	1	MRDV063+130	7114	74	
0.47	1935	3000	13500	0.8				
0.35	2046	4000	13500	0.6				
0.28	2430	5000	13500	0.5				
0.37	373.3	8.4	7.5	1044	3.3	MRDV040	7112	60
	280	11	10	1149	2.6			
	186.7	16	15	1315	1.9			
	140	21	20	1447	1.4	MRDV040	7112	60
	112	25	25	1559	1.1			
	186.7	16	7.5	1315	2.4	MRDV040	7124	60
	140	21	10	1447	1.9			
	93.3	31	15	1657	1.3			
	70	39	20	1824	1			
	56	47	25	1964	0.8			
	46.7	53	30	2087	0.8			



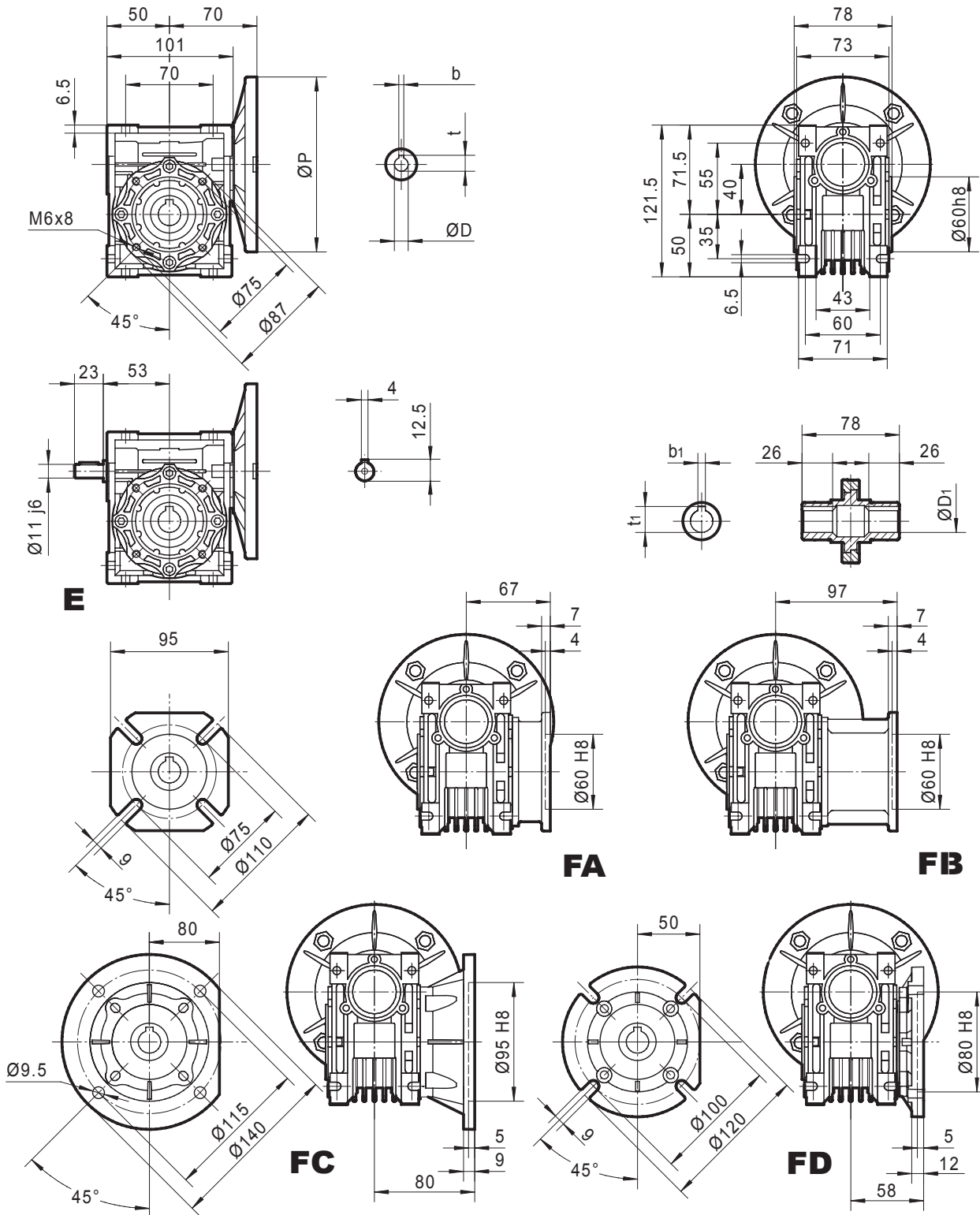
PRESTAZIONI - PERFORMANCE PARAMETER

P_1 [kW]	n_2 [min ⁻¹]	M_2 [Nm]	i	Fr_2 [N]	fs			
0.37	18	126	50	6073	1.8	MRDV075	8016	63
	15	144	60	6453	1.5			
	11.3	173	80	7103	1.2			
	9	196	100	7380	1			
	18.7	138	75	6000	1.8	PC071+MRDV075	7124	69
	15.6	154	90	6375	1.9			
	11.7	191	120	7017	1.5			
	9.3	223	150	7380	1.1			
	7.8	254	180	7380	0.9			
	12	206	75	6952	1.6	PC080+MRDV075	8016	69
	10	230	90	7380	1.7			
	7.5	283	120	7380	1.3			
	6	324	150	7380	1			
	4.7	405	300	7380	1	MRDV040+075	7124	73
	3.5	498	400	7380	0.7			
	11.3	185	80	7859	1.7	MRDV090	8016	64
	9	212	100	8180	1.3			
	7.8	268	180	8180	1.5	PC071+MRDV090	7124	69
	5.8	321	240	8180	1.1			
	4.7	371	300	8180	0.9			
6	347	150	8180	1.6	PC080+MRDV090	8016	70	
5	389	180	8180	1.3				
3.8	471	240	8180	1				
4.7	402	300	8180	1.5	MRDV040+090	7124	73	
3.5	523	400	8180	1.2				
2.8	611	500	8180	0.9				
2.3	757	600	8180	0.8				
3.8	509	240	10320	1.6	PC080+MRDV110	8016	70	
3	577	300	10320	1.3				
1.9	950	750	10320	1.3	MRDV050+110	7124	73	
1.6	1079	900	10320	1.2				
1.2	1396	1200	10320	0.8				
0.9	1674	1500	13500	1.1	MRDV063+130	7124	74	
0.78	1887	1800	13500	0.9				
0.55	373.3	13	7.5	1044	2.2	MRDV040	7122	60
	280	17	10	1149	1.8			
	186.7	24	15	1315	1.3			
	140	31	20	1447	0.9			
	112	37	25	1559	0.8			



DIMENSIONI MRDV - MRDV SERIES DIMENSIONS

MRDV 040



Peso senza motore ≈ 2.3 kg Weight without motor ≈ 2.3 kg

Per i dati dei motori (P, D, b, t), riferirsi alla tab. pag.78

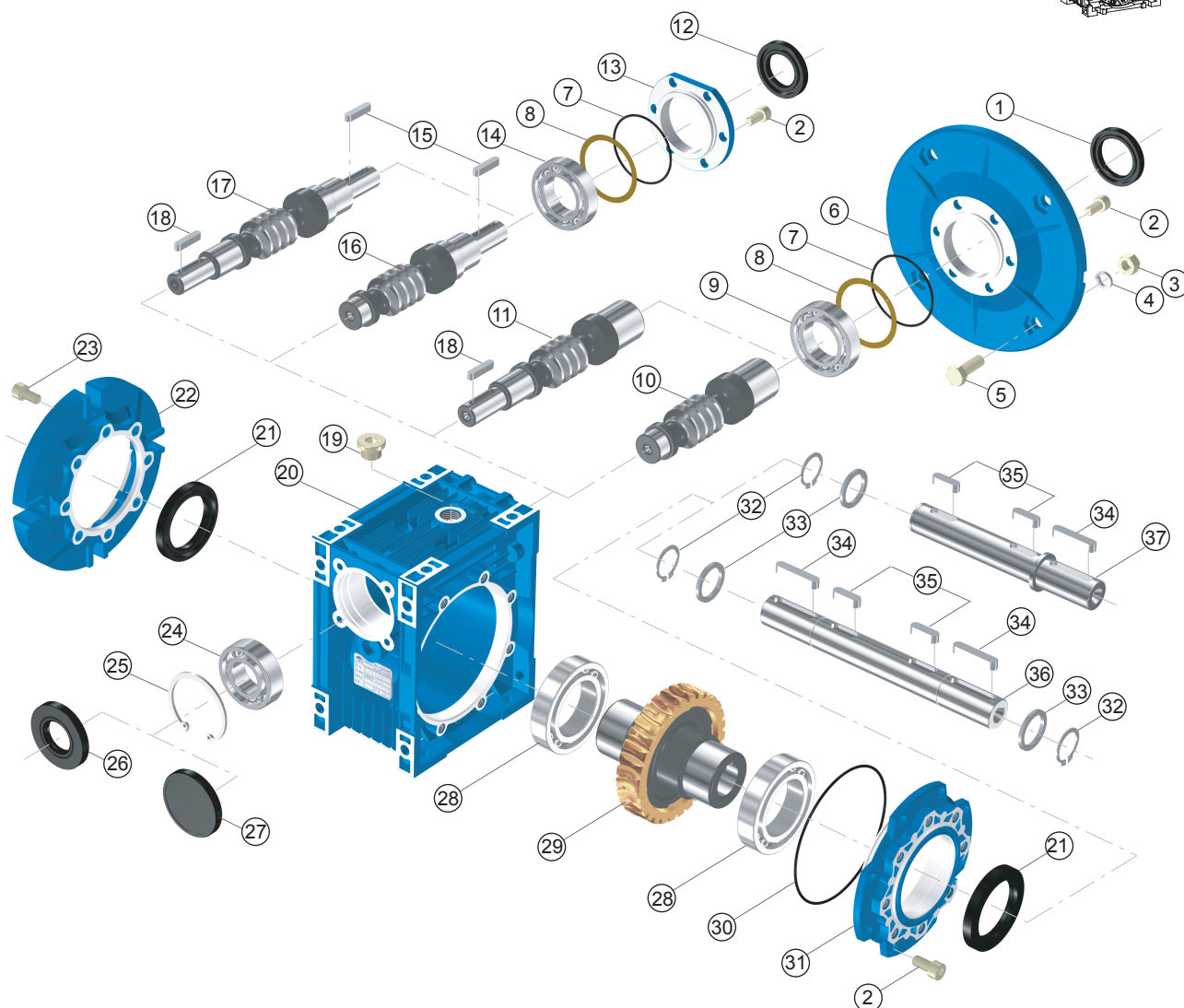

For the dimensions concerning the motor connection area (P, D, b, t) please refer to the table shown at page 78.

Albero in uscita Output size		
ØD ₁ H8	b ₁	t ₁
Ø18	6	20.8
Ø19*	6*	21.8*

(*) modello non standard

(*) Nonstandard model

Esplso e parti di ricambio - EXPLODED VIEW & NAME OF PARTS



- 1. Anello di tenuta** - oil seal
- 2. Vite** - inner hex screw
- 3. Dado** - nut
- 4. Rondella** - spring washer
- 5. Bullone** - hex screw
- 6. Flangia in ingresso** - input flange
- 7. O-Ring** - O-Ring
- 8. Distanziale** - adjust spacer
- 9. Cuscinetto** - bearing
- 10. Vite forata in ingresso** - hole input worm
- 11. Vite cilindrica in ingresso e albero maschio** - hole input and shaft & output worm
- 12. Anello di tenuta** - oil seal
- 13. Coperchio in ingresso** - input cover
- 14. Cuscinetto** - Bearing
- 15. Chiavetta** - key
- 16. Albero in ingresso** - shaft input worm
- 17. Albero in ingresso e vite in uscita** - shaft input and shaft output worm
- 18. Chiavetta** - key

- 19. Tappo per olio** - oil plug
- 20. Carcassa** - casing
- 21. Anello di tenuta** - oil seal
- 22. Flangia in uscita** - output flange
- 23. Bullone** - inner hex screw
- 24. Cuscinetto** - bearing
- 25. Seeger** - hole-circlip
- 26. Anello di tenuta** - oil seal
- 27. Coperchio** - cover
- 28. Cuscinetto** - bearing
- 29. Vite** - worm wheel
- 30. O-Ring** - O-Ring
- 31. Coperchio in uscita** - output cover
- 32. Seeger albero** - shaft-circlip
- 33. Distanziale** - spacer
- 34. Chiavetta** - key
- 35. Chiavetta** - key
- 36. Albero bisporgente in uscita** - double output shaft
- 37. Albero sporgente in uscita** - single output shaft