


- SERIE DRC -
Riduttori Coassiali
Coaxial Gearboxes

ELLE.GI SRL

*Organi di
Trasmissione*



DRC03..

$n_1=1400$ r/min

300Nm

n_2 [r/min]	M_2max [Nm]	Fr_2 [N]	i		MX71.. 71B5/B14	MX80.. 80B5/B14	MX90.. 90B5/B14	MX100.. 100B5/B14	MX112.. 112B5/B14
24	300	6000	58.09	639 / 11					
28	300	6000	50.02	2201 / 44					
32	300	6000	43.75	4331 / 99					
36	300	6000	38.73	426 / 11					
40	300	5860	34.62	4189 / 121					
49	300	5480	28.30	4047 / 143					
64	280	5020	21.78	1917 / 88					
81	280	4660	17.33	3621 / 209					
93	260	4440	15.06*	497 / 33					
113	260	4160	12.37	1633 / 132					
136	240	3910	10.28	3053 / 297					
177	180	3590	7.93	1269 / 160					
222	180	3320	6.31 *	2397 / 380					
255	150	3170	5.48	329 / 60					
311	150	2970	4.50 *	1081 / 240					
374	150	2790	3.74 *	2021 / 540					

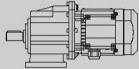


DRC04..

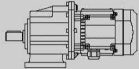


$n_1=1400$ r/min

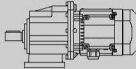


500Nm

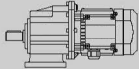


n_2 [r/min]	M_2max [Nm]	Fr_2 [N]	i		MX80.. 80B5/B14	MX90.. 90B5/B14	MX100.. 100B5/B14	MX112.. 112B5/B14
24	500	8000	58.09	639 / 11				
28	500	8000	50.02	2201 / 44				
32	500	8000	43.75	4331 / 99				
36	500	8000	38.73	426 / 11				
40	500	7950	34.62	4189 / 121				
49	500	7430	28.30	4047 / 143				
64	480	6810	21.78	1917 / 88				
81	480	6310	17.33	3621 / 209				
93	460	6020	15.06 *	497 / 33				
113	460	5640	12.37	1633 / 132				
136	440	5300	10.28	3053 / 297				
177	260	4860	7.93	1269 / 160				
222	260	4510	6.31 *	2397 / 380				
255	230	4300	5.48	329 / 60				
311	230	4030	4.50 *	1081 / 240				
374	200	3780	3.74 *	2021 / 540				

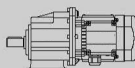


* Solo su richiesta - Only on request

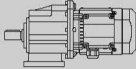


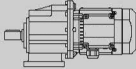


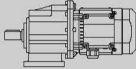


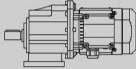


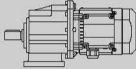


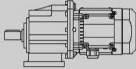


P_{1n} [kW]	n_2 [r/min]	M_{2n} [Nm]	i	F_{r2} [N]	f_s		Page			Page			
0.55	24	209	58.09	6000	1.4	DRC03 MX80K4	39	DRC03 80B5/B14	8014	40			
	28	180	50.02	6000	1.7		DRCF03 MX80K4			39	DRCF03 80B5/B14	8014	40
	32	158	43.75	6000	1.9		DRCZ03 MX80K4			39	DRCZ03 80B5/B14	8014	40
	36	139	38.73	6000	2.2								
	40	125	34.62	5860	2.4								
	49	102	28.30	5480	2.9								
	64	78	21.78	5020	3.6								
	81	62	17.33	4660	4.5								
	15.5	325	58.09	6000	0.92	DRC03 MX80N6	39	DRC03 80B5/B14	8026	40			
	18.0	280	50.02	6000	1.1		DRCF03 MX80N6			39	DRCF03 80B5/B14	8026	40
	21	245	43.75	6000	1.2		DRCZ03 MX80N6			39	DRCZ03 80B5/B14	8026	40
	23	217	38.73	6000	1.4								
	26	194	34.62	6000	1.5								
	32	159	28.30	6000	1.9								
	41	122	21.78	5820	2.3								
	52	97	17.33	5400	2.9								
	60	84	15.06	5150	3.1								
	73	69	12.37	4820	3.8								
	24	209	58.09	8000	2.4		DRC04 MX80K4			42	DRC04 80B5/B14	8014	43
	28	180	50.02	8000	2.8	DRCF04 MX80K4		42	DRCF04 80B5/B14	8014			43
	32	158	43.75	8000	3.2	DRCZ04 MX80K4		42	DRCZ04 80B5/B14	8014			43
	36	139	38.73	8000	3.6								
	40	125	34.62	7950	4.0								
	15.5	325	58.09	8000	1.5	DRC04 MX80N6	42	DRC04 80B5/B14	8026	43			
	18.0	280	50.02	8000	1.8		DRCF04 MX80N6			42	DRCF04 80B5/B14	8026	43
	21	245	43.75	8000	2.0		DRCZ04 MX80N6			42	DRCZ04 80B5/B14	8026	43
	23	217	38.73	8000	2.3								
	26	194	34.62	8000	2.6								
32	159	28.30	8000	3.2									
41	122	21.78	7890	3.9									
0.75	61	113	45.89	2210	1.1	DRC01 MX80K2	33	DRC01 80B5/B14	8012	34			
	70	98	40.10	2110	1.2		DRCF01 MX80K2			33	DRCF01 80B5/B14	8012	34
	79	87	35.47	2030	1.4		DRCZ01 MX80K2			33	DRCZ01 80B5/B14	8012	34
	98	70	28.50	1880	1.7								
	119	58	23.56	1770	2.1								
	141	49	19.83	1670	2.5								
	157	44	17.86	1610	2.1								
	192	36	14.62	1510	3.3								
	203	34	13.80*	1480	2.7								
	59	116	23.56	2230	1.0	DRC01 MX80N4	33	DRC01 80B5/B14	8024	34			
	71	97	19.83	2100	1.2		DRCF01 MX80N4			33	DRCF01 80B5/B14	8024	34
	78	88	17.86	2030	1.0		DRCZ01 MX80N4			33	DRCZ01 80B5/B14	8024	34
	96	72	14.62	1900	1.7								
	101	68	13.80*	1860	1.3								
	118	58	11.90	1770	2.1								
	143	48	9.81	1660	2.5								
	153	45	9.17	1630	1.8								
	181	38	7.72	1540	2.1								
	246	28	5.69	1390	2.5								
	302	23	4.63	1290	3.1								
	366	18.8	3.82	1210	3.7								
	62	112	14.62	2200	1.1	DRC01 MX90S6	33	DRC01 90B5/B14	90S6	34			
	76	91	11.90	2060	1.3		DRCF01 MX90S6			33	DRCF01 90B5/B14	90S6	34
	92	75	9.81	1930	1.6		DRCZ01 MX90S6			33	DRCZ01 90B5/B14	90S6	34
	98	70	9.17	1890	1.1								

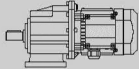


P_{1n} [kW]	n_2 [r/min]	M_{2n} [Nm]	i	F_{r2} [N]	f_s		Page			Page										
0.75	73	95	12.37	4820	2.8	DRC03 MX90S6	39	DRC03 90B5/B14	90S6	40										
	88	79	10.28	4530	3.1						DRCF03 MX90S6	39	DRCF03 90B5/B14	90S6	40					
	113	61	7.93*	4160	3.0						DRCZ03 MX90S6	39	DRCZ03 90B5/B14	90S6	40					
	143	48	6.31	3850	3.7															
	164	42	5.48	3670	3.6															
	24	285	58.09	8000	1.8						DRC04 MX80N4	42	DRC04 80B5/B14	8024	43					
	28	246	50.02	8000	2.0											DRCF04 MX80N4	42	DRCF04 80B5/B14	8024	43
	32	215	43.75	8000	2.3											DRCZ04 MX80N4	42	DRCZ04 80B5/B14	8024	43
	36	190	38.73	8000	2.6															
	40	170	34.62	7950	2.9															
	49	139	28.30	7430	3.6															
	64	107	21.78	6810	4.5															
	15.5	444	58.09	8000	1.1	DRC04 MX90S6	42	DRC04 90B5/B14	90S6	43										
	18.0	382	50.02	8000	1.3						DRCF04 MX90S6	42	DRCF04 90B5/B14	90S6	43					
	21	334	43.75	8000	1.5						DRCZ04 MX90S6	42	DRCZ04 90B5/B14	90S6	43					
	23	296	38.73	8000	1.7															
	26	264	34.62	8000	1.9															
	32	216	28.30	8000	2.3															
	41	166	21.78	7890	2.9															
	52	132	17.33	7310	3.6															
	1.1	98	103	28.50	1880	1.2	DRC01 MX80N2	33	DRC01 80B5/B14	8022	34									
119		85	23.56	1770	1.4	DRCF01 MX80N2						33	DRCF01 80B5/B14	8022	34					
141		71	19.83	1670	1.7	DRCZ01 MX80N2						33	DRCZ01 80B5/B14	8022	34					
157		64	17.86	1610	1.4															
192		53	14.62	1510	2.3															
203		50	13.80*	1480	1.8															
235		43	11.90	1410	2.8															
285		35	9.81	1320	3.4															
305		33	9.17	1290	2.4															
363		28	7.72	1220	2.9															
492		20	5.69	1100	3.4															
605		16.7	4.63	1030	4.2															
733		13.8	3.82	960	5.1															
96		105	14.62	1900	1.1	DRC01 MX90S4						33	DRC01 90B5/B14	90S4	34					
118		86	11.90	1770	1.4											DRCF01 MX90S4	33	DRCF01 90B5/B14	90S4	34
143		71	9.81	1660	1.7		DRCZ01 MX90S4	33	DRCZ01 90B5/B14	90S4	34									
153		66	9.17	1630	1.2															
181		56	7.72	1540	1.4															
246		41	5.69	1390	1.7															
302		33	4.63	1290	2.1															
366		28	3.82	1210	2.5															
92		110	9.81	1930	1.1		DRC01 MX90L6	33	DRC01 90B5/B14	90L6	34									
117		87	7.72	1780	0.92	DRCF01 MX90L6						33	DRCF01 90B5/B14	90L6	34					
158		64	5.69	1610	1.1	DRCZ01 MX90L6						33	DRCZ01 90B5/B14	90L6	34					
194		52	4.63	1500	1.3															
236		43	3.82	1410	1.6															
52		194	54.00*	3880	1.0	DRC02 MX80N2	36	DRC02 80B5/B14	8022	37										
60		167	46.46*	3690	1.2						DRCF02 MX80N2	36	DRCF02 80B5/B14	8022	37					
69		146	40.60*	3530	1.4						DRCZ02 MX80N2	36	DRCZ02 80B5/B14	8022	37					
78		129	35.91*	3390	1.5															
97		104	28.88*	3150	1.9															
117		86	23.85*	2960	2.3															
139		72	20.08*	2790	2.8															
164		62	17.10	2650	2.3															
189		53	14.81*	2520	3.7															
212		48	13.21	2430	2.9															

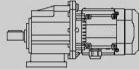


P_{1n} [kW]	n_2 [r/min]	M_{2n} [Nm]	i	F_{r2} [N]	f_s		Page			Page			
1.1	48	208	28.88*	3970	0.96	DRC02 MX90S4	36	DRC02 90B5/B14	90S4	37			
	59	172	23.85*	3730	1.2		DRCF02 MX90S4			36	DRCF02 90B5/B14	90S4	37
	70	145	20.08*	3520	1.4		DRCZ02 MX90S4			36	DRCZ02 90B5/B14	90S4	37
	95	107	14.81*	3180	1.9								
	106	95	13.21	3060	1.5								
	116	87	12.05	2970	2.3								
	141	72	9.93	2780	2.8								
	159	63	8.78	2670	1.9								
	189	53	7.39	2520	2.3								
	257	39	5.45	2280	2.5								
	316	32	4.43	2120	3.1								
	383	26	3.66	1990	3.0								
	61	166	14.81*	3680	1.2	DRC02 MX90L6	36	DRC02 90B5/B14	90L6	37			
	75	135	12.05	3440	1.5		DRCF02 MX90L6			36	DRCF02 90B5/B14	90L6	37
	91	111	9.93	3220	1.8		DRCZ02 MX90L6			36	DRCZ02 90B5/B14	90L6	37
	103	98	8.78	3090	1.2								
	122	83	7.39	2920	1.4								
	165	61	5.45	2640	1.6								
	203	50	4.43	2460	2.0								
	246	41	3.66	2310	2.0								
	48	209	58.09	5530	1.4	DRC03 MX80N2	39	DRC03 80B5/B14	8022	40			
	56	180	50.02	5260	1.7		DRCF03 MX80N2			39	DRCF03 80B5/B14	8022	40
	64	158	43.75	5030	1.9		DRCZ03 MX80N2			39	DRCZ03 80B5/B14	8022	40
	72	139	38.73	4830	2.2								
	81	125	34.62	4650	2.4								
	99	102	28.30	4350	2.9								
	129	78	21.78	3990	3.6								
	32	315	43.75	6000	0.95	DRC03 MX90S4	39	DRC03 90B5/B14	90S4	40			
	36	279	38.73	6000	1.1		DRCF03 MX90S4			39	DRCF03 90B5/B14	90S4	40
	40	249	34.62	5860	1.2		DRCZ03 MX90S4			39	DRCZ03 90B5/B14	90S4	40
	49	204	28.30	5480	1.5								
	64	157	21.78	5020	1.8								
	81	125	17.33	4660	2.2								
	93	108	15.06	4440	2.4								
	113	89	12.37	4160	2.9								
	136	74	10.28	3910	3.2								
	177	57	7.93*	3590	3.2								
	222	45	6.31	3320	4.0								
	255	39	5.48	3170	3.8								
	311	32	4.50	2970	4.6								
374	27	3.74	2790	5.6									
	32	317	28.30	6000	0.95	DRC03 MX90L6	39	DRC03 90B5/B14	90L6	40			
	41	244	21.78	5820	1.1		DRCF03 MX90L6			39	DRCF03 90B5/B14	90L6	40
	52	194	17.33	5400	1.4		DRCZ03 MX90L6			39	DRCZ03 90B5/B14	90L6	40
	60	169	15.06	5150	1.5								
	73	139	12.37	4820	1.9								
	88	115	10.28	4530	2.1								
	113	89	7.93*	4160	2.0								
	143	71	6.31	3850	2.5								
	164	61	5.48	3670	2.4								
	200	50	4.50	3440	3.0								
	241	42	3.74	3230	3.6								
		48	209	58.09	7500		2.4			DRC04 MX80N2	42	DRC04 80B5/B14	8022
56		180	50.02	7130	2.8	DRCF04 MX80N2	42	DRCF04 80B5/B14	8022		43		
64		158	43.75	6820	3.2	DRCZ04 MX80N2	42	DRCZ04 80B5/B14	8022		43		
72		139	38.73	6550	3.6								
81		125	34.62	6310	4.0								

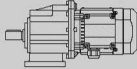


P_{1n} [kW]	n_2 [r/min]	M_{2n} [Nm]	i	F_{r2} [N]	f_s		Page			Page			
1.1	24	418	58.09	8000	1.2	DRC04 MX90S4	42	DRC04 90B5/B14	90S4	43			
	28	360	50.02	8000	1.4		DRCF04 MX90S4			42	90B5/B14	90S4	43
	32	315	43.75	8000	1.6		DRCZ04 MX90S4			42	90B5/B14	90S4	43
	36	279	38.73	8000	1.8								
	40	249	34.62	7950	2.0								
	49	204	28.30	7430	2.5								
	64	157	21.78	6810	3.1								
	81	125	17.33	6310	3.8								
	93	108	15.06	6020	4.2								
	21	490	43.75	8000	1.0	DRC04 MX90L6	42	DRC04 90B5/B14	90L6	43			
	23	434	38.73	8000	1.2		DRCF04 MX90L6			42	90B5/B14	90L6	43
	26	388	34.62	8000	1.3		DRCZ04 MX90L6			42	90B5/B14	90L6	43
	32	317	28.30	8000	1.6								
	41	244	21.78	7890	2.0								
	52	194	17.33	7310	2.5								
	60	169	15.06	6980	2.7								
	73	139	12.37	6540	3.3								
	88	115	10.28	6150	3.8								
	113	89	7.93*	5640	2.9								
	143	71	6.31	5220	3.7								
	164	61	5.48	4980	3.7								
	24	418	58.09	8000	1.2		DRC05 MX90S4			45	DRC05 TAM90	90S4	46
	28	360	50.02	8000	1.4	DRCF05 MX90S4		45	TAM90	90S4			46
	32	315	43.75	8000	1.6	DRCZ05 MX90S4		45	TAM90	90S4			46
	36	279	38.73	8000	1.8								
	40	249	34.62	7950	2.0								
	49	204	28.30	7430	2.5								
	64	157	21.78	6810	3.1								
	81	125	17.33	6310	3.8								
	93	108	15.06	6020	4.2								
21	490	43.75	8000	1.0	DRC05 MX90L6	45	DRC05 TAM90	90L6	46				
23	434	38.73	8000	1.2		DRCF05 MX90L6			45	TAM90	90L6	46	
26	388	34.62	8000	1.3		DRCZ05 MX90L6			45	TAM90	90L6	46	
32	317	28.30	8000	1.6									
41	244	21.78	7890	2.0									
52	194	17.33	7310	2.5									
60	169	15.06	6980	2.7									
73	139	12.37	6540	3.3									
88	115	10.28	6150	3.8									
113	89	7.93*	5640	2.9									
143	71	6.31	5220	3.7									
164	61	5.48	4980	3.7									
1.5	119	116	23.56	1770		1.0			DRC01 MX90S2	33	DRC01 90B5/B14	90S2	34
	141	97	19.83	1670	1.2	DRCF01 MX90S2	33	90B5/B14		90S2			34
	192	72	14.62	1510	1.7	DRCZ01 MX90S2	33	90B5/B14		90S2			34
	203	68	13.80*	1480	1.3								
	235	58	11.90	1410	2.1								
	285	48	9.81	1320	2.5								
	305	45	9.17	1290	1.8								
	363	38	7.72	1220	2.1								
	492	28	5.69	1100	2.5								
	605	23	4.63	1030	3.1								
	733	18.8	3.82	960	3.7								

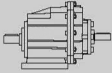

P _{1n} [kW]	n ₂ [r/min]	M _{2n} [Nm]	i	F _{r2} [N]	f _s								
							Page		Page		Page		
1.5	48	285	58.09	7500	1.8	DRC04 MX90S2	42	DRC04 90B5/B14 90S2	90S2	43			
	56	246	50.02	7130	2.0		DRCF04 MX90S2				42	DRCF04 90B5/B14 90S2	43
	64	215	43.75	6820	2.3		DRCZ04 MX90S2				42	DRCZ04 90B5/B14 90S2	43
	72	190	38.73	6550	2.6								
	81	170	34.62	6310	2.9								
	99	139	28.30	5900	3.6								
	24	571	58.09	8000	0.88	DRC04 MX90L4	42	DRC04 90B5/B14 90L4	90L4	43			
	28	491	50.02	8000	1.0		DRCF04 MX90L4				42	DRCF04 90B5/B14 90L4	43
	32	430	43.75	8000	1.2		DRCZ04 MX90L4				42	DRCZ04 90B5/B14 90L4	43
	36	380	38.73	8000	1.3								
	40	340	34.62	7950	1.5								
	49	278	28.30	7430	1.8								
	64	214	21.78	6810	2.2								
	81	170	17.33	6310	2.8								
	93	148	15.06	6020	3.1								
	113	122	12.37	5640	3.8								
	136	101	10.28	5300	4.4								
	177	78	7.93*	4860	3.3								
	222	62	6.31	4510	4.2								
	255	54	5.48	4300	4.3								
	26	529	34.62	8000	0.95	DRC04 MX100M6	42	DRC04 100B5/B14 100L6	100L6	43			
	32	432	28.30	8000	1.2		DRCF04 MX100M6				42	DRCF04 100B5/B14 100L6	43
	41	333	21.78	7890	1.4		DRCZ04 MX100M6				42	DRCZ04 100B5/B14 100L6	43
	52	265	17.33	7310	1.8								
	60	230	15.06	6980	2.0								
	73	189	12.37	6540	2.4								
	88	157	10.28	6150	2.8								
	113	121	7.93*	5640	2.1								
143	96	6.31	5220	2.7									
164	84	5.48	4980	2.7									
200	69	4.50	4660	3.3									
241	57	3.74	4390	3.5									
48	285	58.09	7500	1.8	DRC05 MX90S2	45	DRC05 TAM90 90S2	90S2	46				
56	246	50.02	7130	2.0		DRCF05 MX90S2				45	DRCF05 TAM90 90S2	46	
64	215	43.75	6820	2.3		DRCZ05 MX90S2				45	DRCZ05 TAM90 90S2	46	
72	190	38.73	6550	2.6									
81	170	34.62	6310	2.9									
99	139	28.30	5900	3.6									
					<i>Albero in uscita Ø 40</i> <i>Ouput shaft Ø 40</i>		<i>Albero in uscita Ø 40</i> <i>Ouput shaft Ø 40</i>						
24	571	58.09	8000	0.88	DRC05 MX90L4	45	DRC05 TAM90 90L4	90L4	46				
28	491	50.02	8000	1.0		DRCF05 MX90L4				45	DRCF05 TAM90 90L4	46	
32	430	43.75	8000	1.2		DRCZ05 MX90L4				45	DRCZ05 TAM90 90L4	46	
36	380	38.73	8000	1.3									
40	340	34.62	7950	1.5									
49	278	28.30	7430	1.8									
64	214	21.78	6810	2.2									
81	170	17.33	6310	2.8									
93	148	15.06	6020	3.1									
113	122	12.37	5640	3.8									
136	101	10.28	5300	4.4									
177	78	7.93*	4860	3.3									
222	62	6.31	4510	4.2									
255	54	5.48	4300	4.3									
					<i>Albero in uscita Ø 40</i> <i>Ouput shaft Ø 40</i>		<i>Albero in uscita Ø 40</i> <i>Ouput shaft Ø 40</i>						

P_{1n} [kW]	n_2 [r/min]	M_{2n} [Nm]	i	F_{r2} [N]	f_s		Page			Page					
1.5	26	529	34.62	8000	0.95		45			46					
	32	432	28.30	8000	1.2						DRC05 MX100M6	DRCF05 MX100M6	100L6		
	41	333	21.78	7890	1.4						DRCZ05 MX100M6	DRCZ05 TAM100	100L6		
	52	265	17.33	7310	1.8						<i>Albero in uscita Ø 40</i> <i>Output shaft Ø 40</i>	<i>Albero in uscita Ø 40</i> <i>Output shaft Ø 40</i>			
	60	230	15.06	6980	2.0										
	73	189	12.37	6540	2.4										
	88	157	10.28	6150	2.8										
	113	121	7.93*	5640	2.1										
	143	96	6.31	5220	2.7										
	164	84	5.48	4980	2.7										
	200	69	4.50	4660	3.3										
241	57	3.74	4390	3.5											
2.2	97	208	28.88*	3150	0.96	DRC02 MX90L2	36	DRC02 90B5/B14	90L2	37					
	117	172	23.85*	2960	1.2	DRCF02 MX90L2	36	DRCF02 90B5/B14	90L2	37					
	139	145	20.08*	2790	1.4	DRCZ02 MX90L2	36	DRCZ02 90B5/B14	90L2	37					
	189	107	14.81*	2520	1.9		39			40					
	212	95	13.21	2430	1.5										
	232	87	12.05	2350	2.3										
	282	72	9.93	2210	2.8										
	319	63	8.78	2120	1.9										
	379	53	7.39	2000	2.3										
	514	39	5.45	1810	2.5										
	632	32	4.43	1680	3.1										
	765	26	3.66	1580	3.0										
	64	315	43.75	5030	0.95						DRC03 MX90L2	39	DRC03 90B5/B14	90L2	40
	72	279	38.73	4830	1.1						DRCF03 MX90L2	39	DRCF03 90B5/B14	90L2	40
	81	249	34.62	4650	1.2						DRCZ03 MX90L2	39	DRCZ03 90B5/B14	90L2	40
	99	204	28.30	4350	1.5							39			40
	129	157	21.78	3990	1.8										
	162	125	17.33	3690	2.2										
	186	108	15.06	3530	2.4										
	226	89	12.37	3300	2.9										
	272	74	10.28	3100	3.2										
	353	57	7.93*	2850	3.2										
	444	45	6.31	2640	4.0										
	511	39	5.48	2520	3.8										
	64	314	21.78	5020	0.89	DRC03 MX100M4	39	DRC03 100B5/B14	100LA4	40					
	81	250	17.33	4660	1.1	DRCF03 MX100M4	39	DRCF03 100B5/B14	100LA4	40					
	93	217	15.06	4440	1.2	DRCZ03 MX100M4	39	DRCZ03 100B5/B14	100LA4	40					
	113	178	12.37	4160	1.5		39			40					
	136	148	10.28	3910	1.6										
	177	114	7.93*	3590	1.6										
	222	91	6.31	3320	2.0										
	255	79	5.48	3170	1.9										
	311	65	4.50	2970	2.3										
	374	54	3.74	2790	2.8										
	73	277	12.37	4820	0.94						DRC03 MX112M6	39	DRC03 112B5/B14	112M6	40
	88	230	10.28	4530	1.0						DRCF03 MX112M6	39	DRCF03 112B5/B14	112M6	40
	113	178	7.93*	4160	1.0						DRCZ03 MX112M6	39	DRCZ03 112B5/B14	112M6	40
	143	141	6.31	3850	1.3		39			40					
	164	123	5.48	3670	1.2										
	200	101	4.50	3440	1.5										
	241	84	3.74	3230	1.8										
	48	418	58.09	7500	1.2						DRC04 MX90L2	42	DRC04 90B5/B14	90L2	43
	56	360	50.02	7130	1.4						DRCF04 MX90L2	42	DRCF04 90B5/B14	90L2	43
	64	315	43.75	6820	1.6						DRCZ04 MX90L2	42	DRCZ04 90B5/B14	90L2	43

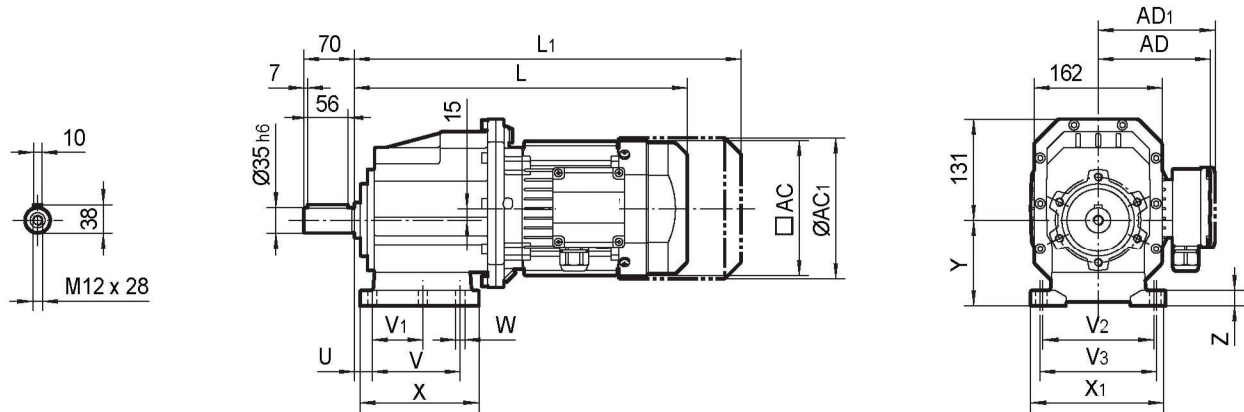
P _{1n} [kW]	n ₂ [r/min]	M _{2n} [Nm]	i	F _{r2} [N]	f _s												
							Page		Page		Page						
2.2	72	279	38.73	6550	1.8	DRC04 MX90L2	42	DRC04 90B5/B14 90L2	43	90L2	43						
	81	249	34.62	6310	2.0							DRCF04 MX90L2	42	DRCF04 90B5/B14 90L2	43	90L2	43
	99	204	28.30	5900	2.5							DRCZ04 MX90L2	42	DRCZ04 90B5/B14 90L2	43	90L2	43
	129	157	21.78	5410	3.1												
	162	125	17.33	5010	3.8												
	40	499	34.62	7950	1.0	DRC04 MX100M4	42	DRC04 100B5/B14 100LA4	43	100LA4	43						
	49	408	28.30	7430	1.2							DRCF04 MX100M4	42	DRCF04 100B5/B14 100LA4	43	100LA4	43
	64	314	21.78	6810	1.5							DRCZ04 MX100M4	42	DRCZ04 100B5/B14 100LA4	43	100LA4	43
	81	250	17.33	6310	1.9												
	93	217	15.06	6020	2.1												
	113	178	12.37	5640	2.6												
	136	148	10.28	5300	3.0												
177	114	7.93*	4860	2.3													
222	91	6.31	4510	2.9													
255	79	5.48	4300	2.9													
311	65	4.50	4030	3.5													
374	54	3.74	3780	3.7													
41	488	21.78	7890	1.0	DRC04 MX112M6	42	DRC04 112B5/B14 112M6	43	112M6	43							
52	388	17.33	7310	1.2							DRCF04 MX112M6	42	DRCF04 112B5/B14 112M6	43	112M6	43	
60	338	15.06	6980	1.4							DRCZ04 MX112M6	42	DRCZ04 112B5/B14 112M6	43	112M6	43	
73	277	12.37	6540	1.7													
88	230	10.28	6150	1.9													
113	178	7.93*	5640	1.5													
143	141	6.31	5220	1.8													
164	123	5.48	4980	1.9													
200	101	4.50	4660	2.3													
241	84	3.74	4390	2.4													
72	279	38.73	6550	1.8	DRC05 MX90L2	45	DRC05 TAM90 90L2	46	90L2	46							
81	249	34.62	6310	2.0							DRCF05 MX90L2	45	DRCF05 TAM90 90L2	46	90L2	46	
99	204	28.30	5900	2.5							DRCZ05 MX90L2	45	DRCZ05 TAM90 90L2	46	90L2	46	
129	157	21.78	5410	3.1	<i>Albero in uscita Ø 40</i>		<i>Albero in uscita Ø 40</i>		<i>Ouput shaft Ø 40</i>								
162	125	17.33	5010	3.8	<i>Ouput shaft Ø 40</i>		<i>Albero in uscita Ø 40</i>		<i>Ouput shaft Ø 40</i>								
40	499	34.62	7950	1.0	DRC05 MX100M4	45	DRC05 TAM100 100LA4	46	100LA4	46							
49	408	28.30	7430	1.2							DRCF05 MX100M4	45	DRCF05 TAM100 100LA4	46	100LA4	46	
64	314	21.78	6810	1.5							DRCZ05 MX100M4	45	DRCZ05 TAM100 100LA4	46	100LA4	46	
81	250	17.33	6310	1.9													
93	217	15.06	6020	2.1	<i>Albero in uscita Ø 40</i>		<i>Albero in uscita Ø 40</i>		<i>Ouput shaft Ø 40</i>								
113	178	12.37	5640	2.6	<i>Ouput shaft Ø 40</i>		<i>Albero in uscita Ø 40</i>		<i>Ouput shaft Ø 40</i>								
136	148	10.28	5300	3.0													
177	114	7.93*	4860	2.3													
222	91	6.31	4510	2.9													
255	79	5.48	4300	2.9													
311	65	4.50	4030	3.5													
374	54	3.74	3780	3.7													
41	488	21.78	7890	1.0	DRC05 MX112M6	45	DRC05 TAM112 112M6	46	112M6	46							
52	388	17.33	7310	1.2							DRCF05 MX112M6	45	DRCF05 TAM112 112M6	46	112M6	46	
60	338	15.06	6980	1.4							DRCZ05 MX112M6	45	DRCZ05 TAM112 112M6	46	112M6	46	
73	277	12.37	6540	1.7													
88	230	10.28	6150	1.9	<i>Albero in uscita Ø 40</i>		<i>Albero in uscita Ø 40</i>		<i>Ouput shaft Ø 40</i>								
113	178	7.93*	5640	1.5	<i>Ouput shaft Ø 40</i>		<i>Albero in uscita Ø 40</i>		<i>Ouput shaft Ø 40</i>								
143	141	6.31	5220	1.8													
164	123	5.48	4980	1.9													
200	101	4.50	4660	2.3													
241	84	3.74	4390	2.4													

P_{1n} [kW]	n_2 [r/min]	M_{2n} [Nm]	i	F_{r2} [N]	f_s		Page			Page						
3.0	99	278	28.30	4350	1.1	DRC03 MX100M2	39	DRC03 100B5/B14	100L2	40						
	129	214	21.78	3990	1.3		DRCF03 MX100M2			39	100B5/B14	100L2	40			
	162	170	17.33	3690	1.6		DRCZ03 MX100M2			39	100B5/B14	100L2	40			
	186	148	15.06	3530	1.8											
	226	122	12.37	3300	2.1											
	272	101	10.28	3100	2.4											
	353	78	7.93*	2850	2.3											
	444	62	6.31	2640	2.9											
	511	54	5.48	2520	2.8											
	622	44	4.50	2350	3.4											
	749	37	3.74	2210	4.1											
	93	296	15.06	4440	0.88		DRC03 MX100L4			39	DRC03 100B5/B14	100LB4	40			
	113	243	12.37	4160	1.1					DRCF03 MX100L4			39	100B5/B14	100LB4	40
	136	202	10.28	3910	1.2					DRCZ03 MX100L4			39	100B5/B14	100LB4	40
	177	156	7.93*	3590	1.2											
	222	124	6.31	3320	1.5											
	255	108	5.48	3170	1.4											
	311	88	4.50	2970	1.7											
	374	73	3.74	2790	2.0											
	81	340	34.62	6310	1.5	DRC04 MX100M2	42	DRC04 100B5/B14	100L2	43						
	99	278	28.30	5900	1.8		DRCF04 MX100M2			42	100B5/B14	100L2	43			
	129	214	21.78	5410	2.2		DRCZ04 MX100M2			42	100B5/B14	100L2	43			
	162	170	17.33	5010	2.8											
	186	148	15.06	4780	3.1											
	226	122	12.37	4480	3.8											
	272	101	10.28	4210	4.4											
	353	78	7.93*	3860	3.3											
	444	62	6.31	3580	4.2											

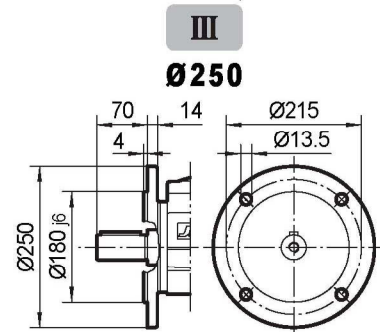
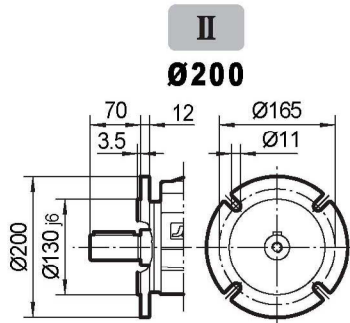
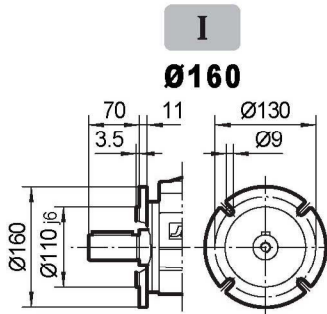
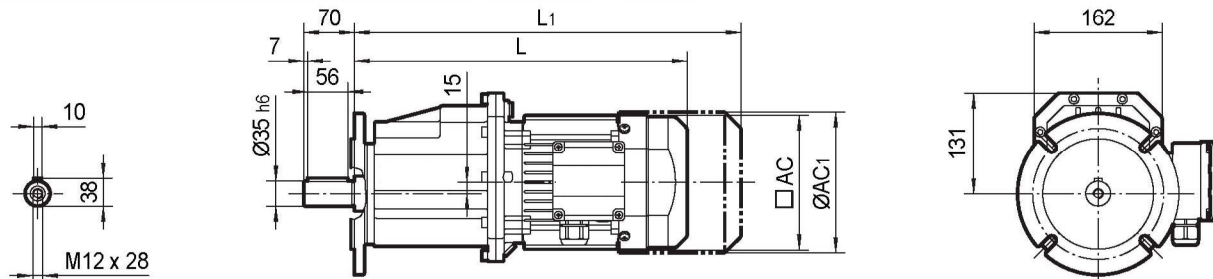
P_{1n} [kW]	n_2 [r/min]	M_{2n} [Nm]	i	F_{r2} [N]	f_s		Page			Page		
4.0	162	227	17.33	3690	1.2	DRC03 MX112M2	39	DRC03 112B5/B14 112M2	112M2	40		
	186	197	15.06	3530	1.3		DRCF03 MX112M2			39	DRCF03 112B5/B14 112M2	40
	226	162	12.37	3300	1.6		DRCZ03 MX112M2			39	DRCZ03 112B5/B14 112M2	40
	272	135	10.28	3100	1.8							
	353	104	7.93*	2850	1.7							
	444	83	6.31	2640	2.2							
	511	72	5.48	2520	2.1							
	622	59	4.50	2350	2.5							
	749	49	3.74	2210	3.1							
	136	269	10.28	3910	0.89	DRC03 MX112M4	39	DRC03 112B5/B14 112M4	112M4	40		
	177	208	7.93*	3590	0.87		DRCF03 MX112M4			39	DRCF03 112B5/B14 112M4	40
	222	165	6.31	3320	1.1		DRCZ03 MX112M4			39	DRCZ03 112B5/B14 112M4	40
	255	144	5.48	3170	1.0							
	311	118	4.50	2970	1.3							
	374	98	3.74	2790	1.5							
	81	453	34.62	6310	1.1	DRC04 MX112M2	42	DRC04 112B5/B14 112M2	112M2	43		
	99	371	28.30	5900	1.3		DRCF04 MX112M2			42	DRCF04 112B5/B14 112M2	43
	129	285	21.78	5410	1.7		DRCZ04 MX112M2			42	DRCZ04 112B5/B14 112M2	43
	162	227	17.33	5010	2.1							
	186	197	15.06	4780	2.3							
	226	162	12.37	4480	2.8							
	272	135	10.28	4210	3.3							
	353	104	7.93*	3860	2.5							
	444	83	6.31	3580	3.1							
	511	72	5.48	3410	3.2							
	622	59	4.50	3190	3.9							
	749	49	3.74	3000	4.1							
	81	454	17.33	6310	1.1	DRC04 MX112M4	42	DRC04 112B5/B14 112M4	112M4	43		
93	394	15.06	6020	1.2	DRCF04 MX112M4		42			DRCF04 112B5/B14 112M4	43	
113	324	12.37	5640	1.4	DRCZ04 MX112M4		42			DRCZ04 112B5/B14 112M4	43	
136	269	10.28	5300	1.6								
177	208	7.93*	4860	1.3								
222	165	6.31	4510	1.6								
255	144	5.48	4300	1.6								
311	118	4.50	4030	2.0								
374	98	3.74	3780	2.0								

M_{2max} [Nm]	n_2 [r/min]	i	P_{1n} [kW]	n_1 [r/min]	F_{r2}	F_{r1}		Page 	
500	24.1	58.09	1.31	1400	8000	1200	DRC04-HS	42	
500	28.0	50.02	1.53	1400	8000	1200		DRCF04-HS	42
500	32.0	43.75	1.75	1400	8000	1200		DRCZ04-HS	42
500	36.1	38.73	1.97	1400	8000	1200			
500	40.4	34.62	2.21	1400	7950	1200			
500	49.5	28.30	2.70	1400	7430	1200			
480	64.3	21.78	3.37	1400	6810	1200			
480	81	17.33	4.23	1400	6310	1200			
460	93	15.06	4.66	1400	6020	1200			
460	113	12.37	5.68	1400	5640	1200			
440	136	10.28	6.54	1400	5300	1200			
260	177	7.93	5.01	1400	4860	1200			
260	222	6.31	6.29	1400	4510	1200			
230	255	5.48	6.41	1400	4300	1200			
230	311	4.50	7.80	1400	4030	1200			
200	374	3.74	8.17	1400	3780	1200			
500	24.1	58.09	1.31	1400	8000	1200	DRC05-HS	45	
500	28.0	50.02	1.53	1400	8000	1200		DRCF05-HS	45
500	32.0	43.75	1.75	1400	8000	1200		DRCZ05-HS	45
500	36.1	38.73	1.97	1400	8000	1200			
500	40.4	34.62	2.21	1400	7950	1200			
500	49.5	28.30	2.70	1400	7430	1200			
480	64.3	21.78	3.37	1400	6810	1200			
480	81	17.33	4.23	1400	6310	1200			
460	93	15.06	4.66	1400	6020	1200			
460	113	12.37	5.68	1400	5640	1200			
440	136	10.28	6.54	1400	5300	1200			
260	177	7.93	5.01	1400	4860	1200			
260	222	6.31	6.29	1400	4510	1200			
230	255	5.48	6.41	1400	4300	1200			
230	311	4.50	7.80	1400	4030	1200			
200	374	3.74	8.17	1400	3780	1200			

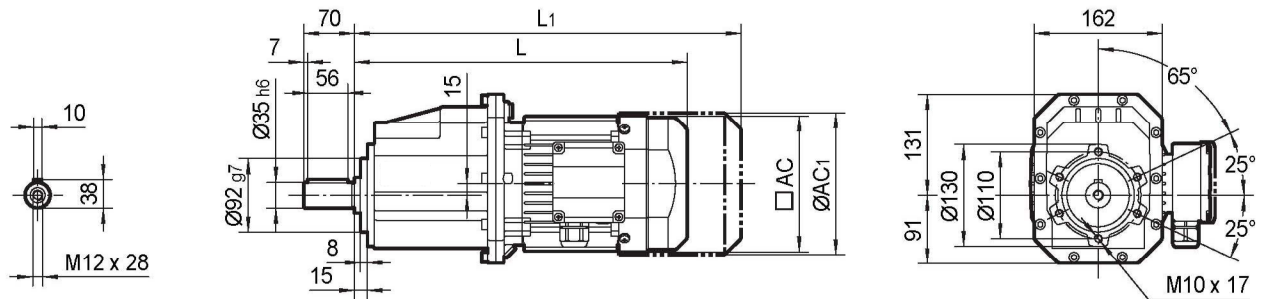
DRC04..MX..



DRCF04..MX..



DRCZ04..MX..

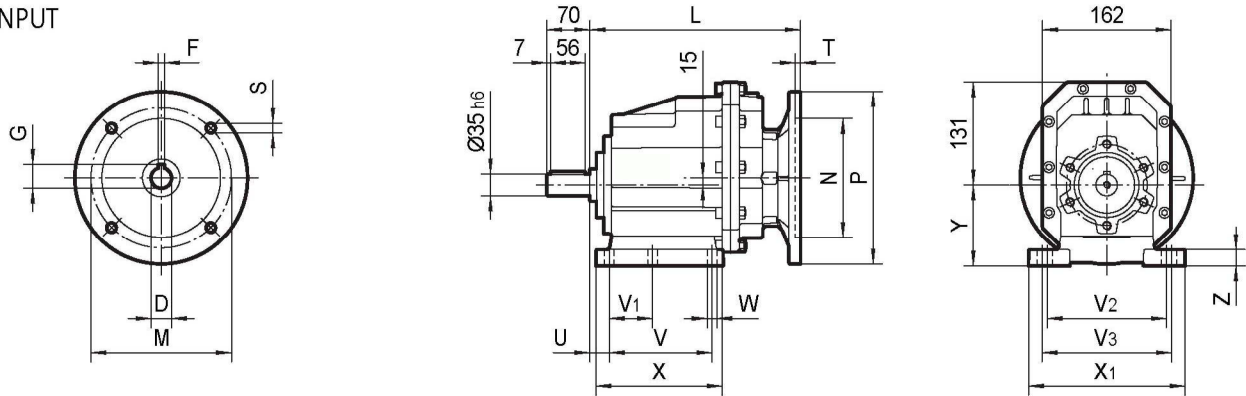


Motor Type	L	L1	AC	AC1	AD	AD1
MX80	393	457	134	148	122	127
MX90	424	509	182	203	154	161
MX100M	464	549	182	203	154	161
MX100L	494	579	182	203	154	161
MX112	505	585	206	221	179	182

Foot Code	U	V	V1	V2	V3	W	X	X1	Y	Z
PM	35	110	—	170	185	14	150	230	120	20
PB	19.5	149.5	—	180	—	14	185	215	130	20
PS	30	165	—	—	135	14	195	—	115	20

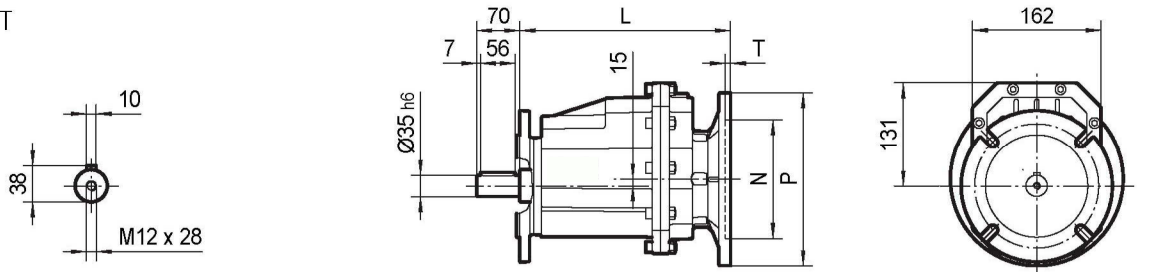
DRC04..P(IEC)

INPUT



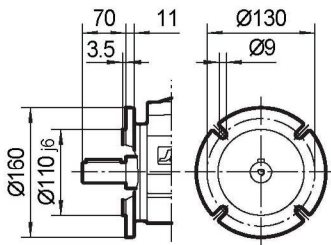
DRCF04..P(IEC)

OUTPUT



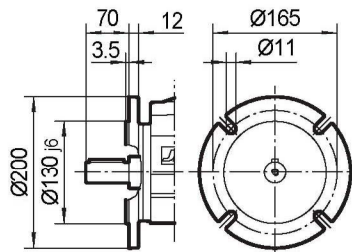
I

Ø160



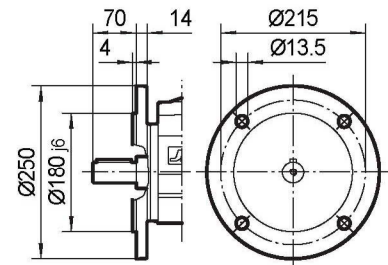
II

Ø200

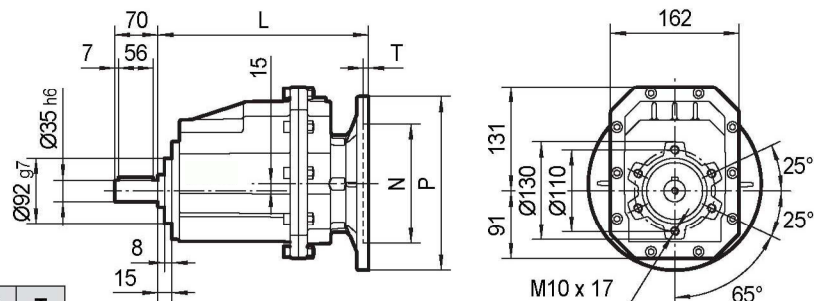


III

Ø250



DRCZ04..P(IEC)

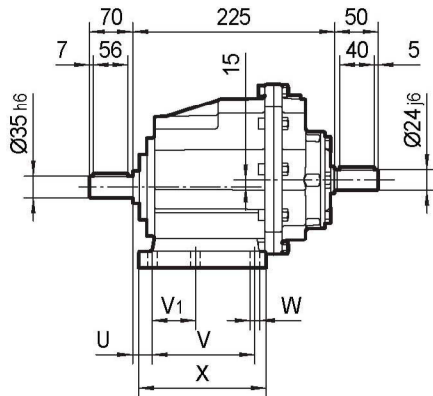
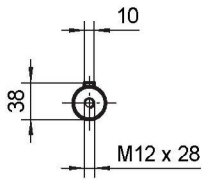


IEC	DE8	F	G	P	L	M	N	S	T
P80B5	19	6	21.8	200	233	165	130	11	4
P80B14	19	6	21.8	120	233	100	80	7	4
P90B5	24	8	27.3	200	233	165	130	11	4
P90B14	24	8	27.3	140	233	115	95	9	4
P100/112B5	28	8	31.3	250	250	215	180	13.5	4.5
P100/112B14	28	8	31.3	160	250	130	110	9	4.5

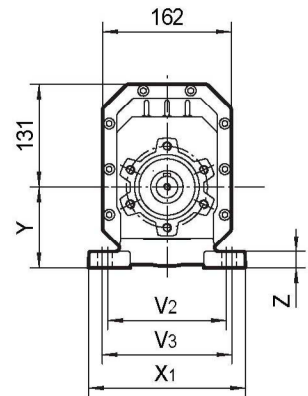
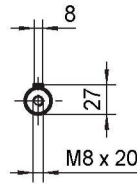
Foot Code	U	V	V1	V2	V3	W	X	X1	Y	Z
PM	35	110	—	170	185	14	150	230	120	20
PB	19.5	149.5	—	180	—	14	185	215	130	20
PS	30	165	—	—	135	14	195	—	115	20

DRC04..HS

OUTPUT

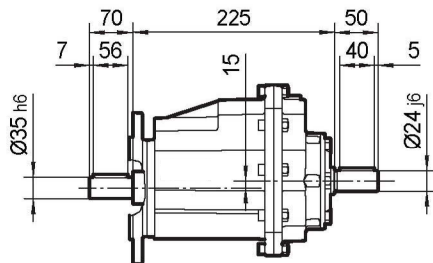
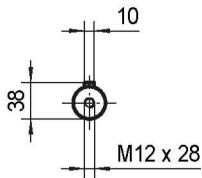


INPUT

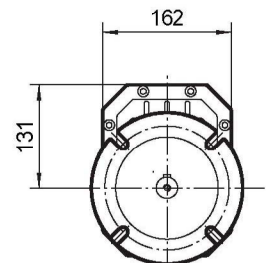
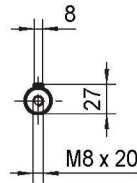


DRCF04..HS

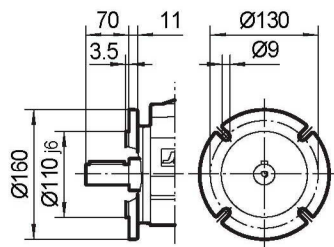
OUTPUT



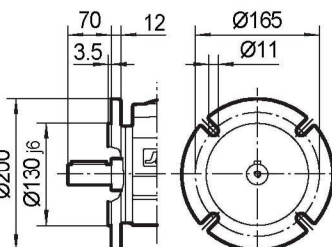
INPUT



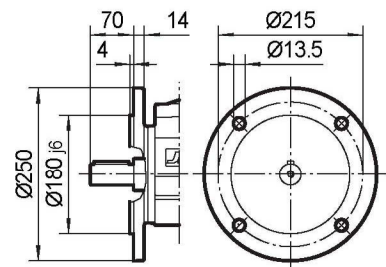
I
Ø160



II
Ø200

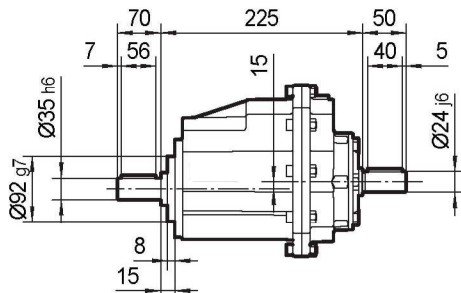
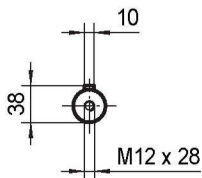


III
Ø250

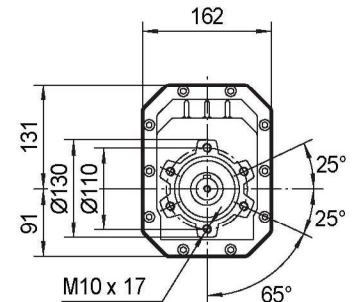
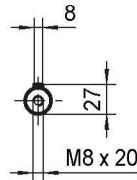


DRCZ04..HS

OUTPUT

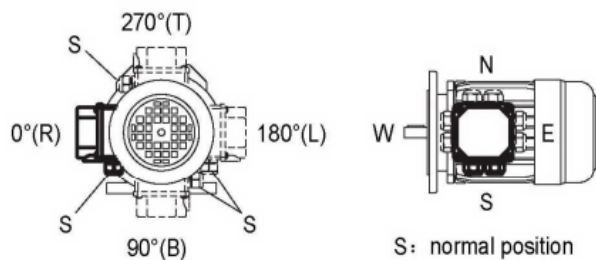
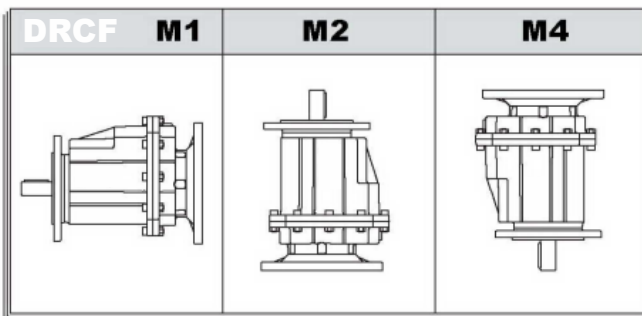
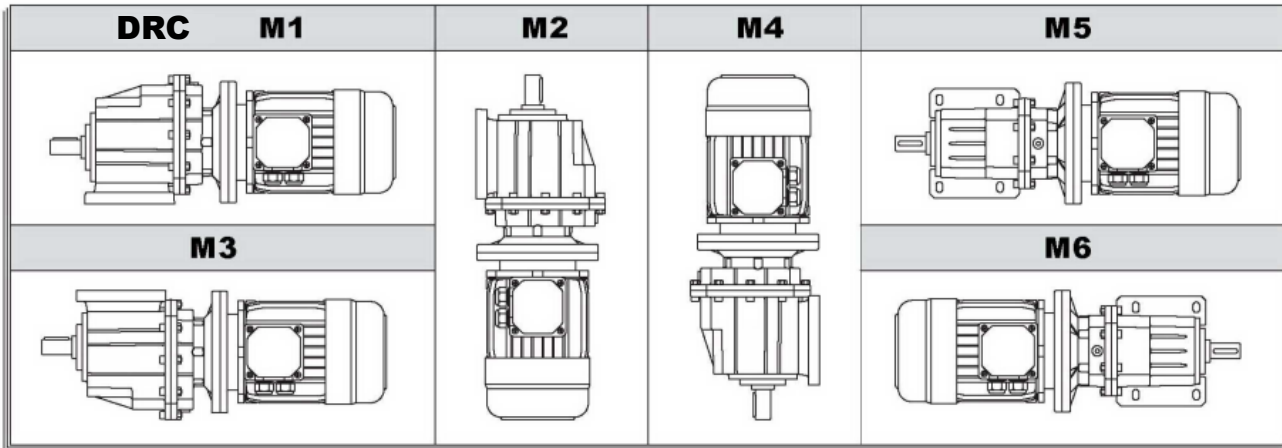


INPUT



Foot Code	U	V	V1	V2	V3	W	X	X1	Y	Z
PM	35	110	—	170	185	14	150	230	120	20
PB	19.5	149.5	—	180	—	14	185	215	130	20
PS	30	165	—	—	135	14	195	—	115	20

11. MOUNTING POSITION AND TERMINAL BOX ORIENTATION - POSIZIONI DI MONTAGGIO E DELLA MORSETTIERA



9. Quantità di lubrificante

9.1 Informazioni generali

Si raccomanda di osservare scrupolosamente le quantità di lubrificante. La quantità precisa varia a seconda della posizione di montaggio

Vi preghiamo indicare sempre in fase d'ordine anche la posizione di montaggio. Nel caso di variazione si prega variare la quantità di lubrificante a seconda della nuova posizione seguendo la tabella per la corretta quantità

9.2 Informazioni generali

Nella tabella sotto indicata sono riportati i lubrificanti consigliati. Vedere tabella sotto riportata

9. LUBRIFICANT

9.1 General information

Unless a special arrangement is made, we supply the drives with a lubricant fill adapted for the specific gear unit and mounting position. The decisive factor is the mounting position (M1.... M6) specified when ordering the drive. You must adapt the lubricant fill in case of any subsequent changes made to the mounting position (Lubricant fill quantities)

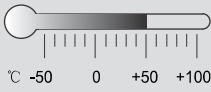




9.2 Anti-friction bearing greases

The lubricant table on the following page shows the permitted lubricants for our gear units. Please note the following key to the lubricant table:

	Temperature	Manufacture	Style	lubrication type
rolling bearing of gear box	-20°C ~ +60°C	Mobil	Mobilux EP 2	Mineral oil
	-40°C ~ +80°C	Mobil	Mobiltemp SHC 100	Synthetic oil
rolling bearing of gear motor	-20°C ~ +80°C	Esso	Unirex EQ3	Mineral oil
	-20°C ~ +60°C	Shell	Alvania RL3	Mineral oil
	-45°C ~ .25°C	Shell	Aero Shell Grease 16	Synthetic oil

11. LUBRIFICAZIONE / LUBRICATION

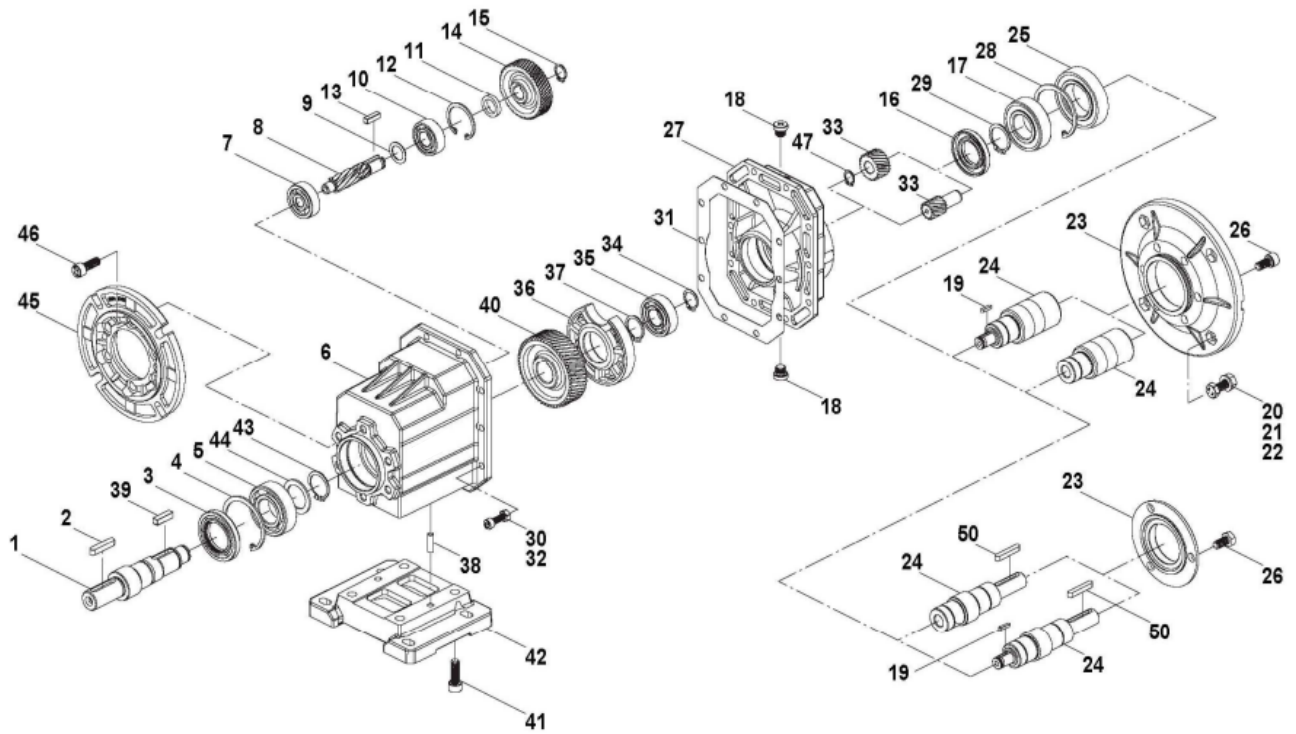
11.1 Tipi di lubrificanti / Types of lubrication

						tipi di lubrificante lubrication type
DRC	标准 Standard -10 +40	VG 220	Shell Omala 220	Mobilgear 630	BP Energol GR-XP 220	Olio Minerale Mineral oil
	-20 +25	VG 150 VG 100	Shell Omala 100	Mobilgear 627	BP Energol GR-XP 100	
	-30 +10	VG 68-46 VG 32	Shell Tellus T 32	Mobil D.T.E. 13M		
	-40 -20	VG 22 VG 15	Shell Tellus T 15	Mobil D.T.E. 11M	BP Energol HLP-HM 15	Olio sintetico Synthetic oil
	-40 +80	VG 220	Shell Omala HD 220	Mobil SHC 630		
	-40 +40	VG 150		Mobil SHC 629		
	-40 +10	VG 32		Mobil SHC 624		

DRC Quantità di lubrificante / Lubricant fill quantity

Gear units	Quantità di lubrificante in litri - Fill quantity in liters (L)					
	M1	M2	M3	M4	M5	M6
DRC..01..	0.4	0.6	0.4	0.3	0.3	0.3
DRC..02..	0.5	0.7	0.5	0.4	0.4	0.4
DRC..03..	0.8	1.1	0.8	0.6	0.6	0.6
DRC..04..	1.2	1.6	1.0	1.0	0.9	0.9
DRC..05..	1.2	1.6	1.0	1.0	0.9	0.9

Basic structure - Esploso prodotto



1	Output shaft / Albero in uscita	17	Bearing / Cuscinetto	33	Pinion / Pignone
2	Key / Chiavetta	18	Oil plug / Tappo dell'olio	34	Shaft circlip / Seeger
3	Oil seal / Anello di tenuta	19	Key / Chiavetta	35	Bearing / Cuscinetto
4	Hole circlip / Seeger	20	Hex head bolt / Vite	36	Support seat / Supporto
5	Bearing / Cuscinetto	21	Washer / Vite	37	Shaft circlip / Seeger
6	Gear box / Carcassa	22	Hex nut / testa vite	38	Cylindrical pin / Perno cilindrico
7	Bearing / Cuscinetto	23	Input flange / Flangia in ingresso	39	Key / Chiavetta
8	Pinion shaft / Albero pignone	24	Input shaft / Albero in ingresso	40	Gear / Ruota
9	Anello di tenuta / Oil seal	25	Bearing / Cuscinetto	41	Socket head cap screw / Testa vite
10	Bearing / Cuscinetto	26	Socket head cap screw / Testa vite	42	Foot / Piedi
11	Spacer ring / Anello	27	Input cover / Coperchio in ingresso	43	Shaft circlip / Seeger
12	Hole circlip / Seeger	28	Hole circlip / Seeger	44	Washer / Vite
13	Key / Chiavetta	29	Shaft circlip / Seeger	45	Output flange / Flangia in uscita
14	Gear / Ruota	30	Hex nut / testa vite	46	Hex socket screws / Vite a brugola esagonale
15	Shaft circlip / Seeger	31	Housing gasket / Guarnizione	47	Shaft circlip / Seeger
16	Oil seal / Anello di tenuta	32	Socket head cap screw / Testa vite	50	Key / Chiavetta